



DARLINGTON

Borough Council

Audit Committee Supplementary Agenda

10.00 am

Wednesday, 13 April 2022

Council Chamber, Town Hall, Darlington. DL1 5QT

Members of the Public are welcome to attend this Meeting.

- (a) Audit of Accounts 2020/21 –
Report of the Director of Operations
(Pages 3 - 162)

A handwritten signature in black ink, appearing to read 'Luke Swinhoe'.

Luke Swinhoe
Assistant Director Law and Governance

Tuesday, 5 April 2022

**Town Hall
Darlington.**

Membership

Councillors Baldwin, Bartch, Crudass, Lee, McEwan and Paley

If you need this information in a different language or format or you have any other queries on this agenda please contact Allison Hill, Democratic Officer, Operations Group, during normal

office hours 8.30 a.m. to 4.45 p.m. Mondays to Thursdays and 8.30 a.m. to 4.15 p.m. Fridays E-Mail : Allison.hill@darlington.gov.uk or telephone 01325 405997

**AUDIT COMMITTEE
13 APRIL 2022**

AUDIT OF ACCOUNTS 2020-21

SUMMARY REPORT

Purpose of Report

1. To present a report by the Council's external auditors, Ernst and Young LLP (EY), on the audit for the year ended 31 March 2021.

Summary

2. In accordance with the Accounts and Audit (Amendment) Regulations 2021, all Local Authorities were required to produce the draft annual Statement of Accounts by 31 July 2021 and an audited set published by 30 September 2021. These regulations have temporarily relaxed the previous deadlines for producing the draft accounts and completion of final audited accounts.
3. As outlined to this Committee on 28 July 2021, although our external auditor (Ernst & Young) were not in a position to deliver the audit by the statutory deadline they have subsequently now substantially completed the audit.
4. The external auditors are required by the Public Sector Audit Appointments Ltd (PSAA) to report to Members issues arising from the accounts audit. The Audit Results Report details the significant findings from the audit by EY following their audit approach outlined in their audit plan presented to this committee in July 2021 (previously distributed).
5. Members are specifically required to consider items that are classified as unadjusted audit differences, which officers propose not to adjust in the accounts. There are 2 such unadjusted audit differences and they are explained below:
 - (a) Private Finance Initiative (PFI) – This was reported last year in the Audit Results report and will continue to be included until the end of the PFI scheme in 2030. The 'difference' was at its maximum in 2019/20 and will now continue to reduce until the end of the PFI scheme so as its not material management have chosen not to adjust.
 - (b) Income to services - £38,100 was identified as being raised in 2020/21 that related to 2019/20 (and extrapolated to £740,000) – this is income for respite clients who were in short break stays shortly before the outbreak of the pandemic in March 2020. The usual practice of the Council (so as not to overstate income) is to assume that the client is a non-fee contributor until a comprehensive financial assessment can be carried out. Due to the pandemic and subsequent lockdown this was not possible until later on in 2020/21 when the said income was identified and found to relate to 2019/20. Management have chosen not to adjust as it is not material.

6. EY are also required to report to management and the Audit Committee any significant deficiencies in internal control identified during their audit. In this regard, EY have not raised any significant matters.
7. EY are expected to:
 - Give an unqualified opinion on the Council's 2020/21 accounts;
 - Conclude that the Council have put in place proper arrangements to secure value for money in its use of resources.
 - Confirm that the Council's Annual Governance Statement is not misleading or inconsistent with other information known to them.
8. EY's report is attached at **Annex 1** and will be presented by a representative from EY. However, it should be noted that whilst the external auditors have substantially completed their work at the time of writing the audit is not complete. EY will give an update at the meeting.

Outcome of Consultation

9. The content of this report was not subject to consultation.

Recommendation

10. It is recommended that:-
 - a) The Auditor's Audit Results Report on the Council's 2020-21 financial statements be noted.
 - b) Members note the Letter of Representation in Appendix B of the Audit Results Report
 - c) The Audit Committee agrees not to amend the unadjusted audit differences as they are not material.
 - d) The Audit Committee is requested to note (and subsequently approve when the audit is complete) the attached IFRS compliant Statement of Accounts at **Annex 2** for the 2020-21 financial year.

Reasons

11. The recommendation is supported as it comprises part of the Council's corporate governance arrangements

Elizabeth Davison
Group Director of Operations

Background Papers

- (i) Council's accounts 2020-21

(ii) EY Audit Results Report 2020/21

Peter Carrick: Extension 5401

S17 Crime and Disorder	There are no specific issues which relate to crime and disorder.
Health and Well Being	There is no specific health and well being impact.
Carbon Impact	There is no specific carbon impact
Diversity	There is no specific diversity impact.
Wards Affected	All wards are affected equally.
Groups Affected	All groups are affected equally.
Budget and Policy Framework	This report does not affect the budget or policy framework.
Key Decision	This is not a key decision.
Urgent Decision	This is not an urgent decision.
Council Plan	There is no specific relevance to the Council Plan beyond the report comprising part of the Council's governance arrangements.
Efficiency	There is no specific efficiency impact.
Impact on Looked After Children and Care Leavers	The report does not impact upon Looked After Children or Care Leavers.

This page is intentionally left blank

DARLINGTON BOROUGH COUNCIL

Statement of Accounts

2020/21

Statement of Accounts 2020/21 of Darlington Borough Council

Contents:	Page
Narrative Report	1
Statement of Responsibilities for the Statement of Accounts	18
Movement in Reserves Statement	19
Comprehensive Income and Expenditure Statement	20
Balance Sheet as at 31 March 2021	21
Cash Flow Statement	22
Notes to the Financial Statements:	
1 Accounting Standards that have been issued but have not yet been adopted	23
2 Critical Judgements in applying Accounting Policies	23
3 Expenditure and Funding Analysis	24
4 Assumptions made about the future and other major sources of estimation uncertainty	27
5 Adjustments between Accounting Basis and Funding Basis under Regulations	28
6 Transfers to / from Earmarked Reserves	29
7 Other Operating Expenditure	30
8 Officers' Remuneration	30
9 Financing and Investment Income and Expenditure	31
10 Taxation and Non Specific Grant Income	32
11 Material Items of Income and Expense	32
12 Trading Operations	32
13 External Audit Costs	32
14 Dedicated Schools Grant	33
15 Short Term Provisions	33
16 Property, Plant and Equipment	34
17 Investment Properties	37
18 Heritage Assets	37
19 Impairment Losses	38
20 Inventories	38
21 Pooled Budgets	38
22 Short Term Debtors	39
23 Cash and Cash Equivalents	39
24 Short Term Creditors	39
25 Long Term Provisions	40
26 Leases	40
27 Contingent Liabilities	41
28 Usable Reserves	41
29 Unusable Reserves	42
30 Capital Expenditure and Capital Financing	46
31 Grant Income	47
32 Private Finance Initiatives	48
33 Members' Allowances	49
34 Trust Funds	49
35 Related Parties	49
36 Pensions Schemes Accounted for as Defined Contribution Schemes	51
37 Defined Benefit Pension Schemes	51
38 Financial Instruments	56
39 Nature and Extent of Risks Arising from Financial Instruments	59
40 Events after the Balance Sheet Date	62
41 Statement of Accounting Policies	63
Housing Revenue Account (HRA) Income and Expenditure Statement	77
Movement on the HRA Statement	78
Notes to the Housing Revenue Account	79
Collection Fund	82
Notes to the Collection Fund	83
Group Accounts	85
Independent Auditors' Report to the Members of Darlington Borough Council	90
Glossary	94

Narrative Report of Darlington Borough Council

Chief Finance Officer Report

The Council has faced significant challenges over the last decade following the economic downturn and reduction in public sector spending. To date, the Council has been successful in responding to these challenges but this is becoming increasingly difficult, particularly in respect of a growing elderly population; pressure in the children's social care sector and of course the major economic impact of Covid-19 which has had a direct impact on the Council's finances this year and will undoubtedly be felt for a number of years to come. We therefore press ahead with our top priority of growing Darlington's economy and continue to be creative and find innovative ways of working.

The Council undertook a significant consultation exercise in 2016 following an in depth and detailed review of all services which resulted in the agreement of a Core Offer budget which allowed for a small futures fund allocated to discretionary services. Furthermore, in subsequent MTFP's, Members following consultation agreed to use unallocated balances of £6.5m to invest in five areas which hold great value to our community and encourage economic growth, they were;

- (a) Community Safety
- (b) Maintain an attractive street scene environment
- (c) Maintaining a vibrant town centre
- (d) Developing an attractive visitor economy
- (e) Neighbourhood renewal

The Core Offer remains challenging especially given the further pressures that have arisen in children's social care and the ongoing impact of Covid-19. Nevertheless, through tight financial management, innovative financial investments and increased income from economic growth successes, the Council can still deliver the agreed balanced plan.

The Covid-19 pandemic has had a substantial impact on the Council and has brought considerable challenge and Darlington is facing sizeable pressures on its expenditure budgets and more significantly on its income streams. The impact is across the board but has been particularly felt across leisure and culture facilities that have been required to close. The Government have provided support in the form of various grants in 2020/21 which have been helpful in sustaining services. The most significant of these being the general covid-19 grant and the income compensation scheme which have provided the Council with some £11m of funding that has helped mitigate the impact on the general fund balance.

During 2020/21, Darlington Council has risen to the challenge and taken forward its leadership role as the Borough has spent the majority of the year either under national lockdown or Tier 3/4 restrictions. The Council had distributed almost £38m in grant funding to businesses throughout the Borough by 31 March 2021, administered over £15m in COVID related Business Rates relief, over £1m of hardship relief to Council Tax Reduction recipients and managed almost £8m of other COVID specific grants.

As the financial statements demonstrate, the financial standing of the Council continues to be robust. We have well established financial management processes and procedures that stand up well in the ever changing and challenging environment of continuous change.



Elizabeth Davison
Group Director of Operations
Section 151 Officer
Darlington Borough Council

Narrative Report of Darlington Borough Council

1 An Introduction to Darlington

The 2020/21 financial year has been unique and like no other experienced in living memory. Along with the rest of the world, Darlington Borough Council has had to manage the unprecedented challenges that COVID-19 has posed. From the start of the first national lockdown on 24 March 2020, the Council very quickly established services to protect residents and businesses as well as continuing to deliver business as usual services, adapting provision to the ever changing circumstances.

Darlington Borough Council is a unitary local authority located in the western end of the Tees Valley, a sub-regional grouping that also includes the unitary authorities of Hartlepool, Middlesbrough, Redcar and Cleveland and Stockton-on-Tees. Since becoming a unitary authority in 1997, Darlington Borough Council has consistently worked in partnership with the other Tees Valley authorities, through the agency of Tees Valley Unlimited (TVU), on strategic investment and regeneration planning. Furthermore, Darlington is also a member of the Tees Valley Combined Authority. Created in April 2016, it is a partnership of the five Tees Valley authorities, and aims to drive economic growth and job creation in the area by working closely with the local business community and other partners to make local decisions to support economic growth. Under the devolution deal with the Government, the Combined Authority, chaired by the Tees Valley Mayor, has taken on responsibilities previously held by Westminster and Whitehall; for transport, infrastructure, skills, business investment, housing, culture and tourism.

Darlington is regarded as the 'gateway' to the Tees Valley and to the wider North-East region. Darlington station on the East coast mainline railway connects the Borough and Tees Valley with the rest of the UK, whilst Durham Tees Valley Airport, located within the Borough, provides links to Europe and the world through Amsterdam. Darlington sits at the crossing of the north-south A1 motorway and the east-west A66 trunk road. Location and excellent communications with a high quality of life in a sub-regional context are key assets in Darlington's attractiveness as a place to live and work.

Looking beyond the Tees Valley, Darlington is a place that has helped shape the modern world. The railway age started in Darlington and transformed global horizons. 'Made in Darlington' is stamped on bridges and installations across 6 continents and the Borough is now at the cutting edge of world-leading developments in sub-sea engineering, bio-medicine and digital business technologies. These are all essential connections for Darlington as a sustainable community - acting locally to build social, economic and environmental well-being with global mindfulness.

Narrative Report of Darlington Borough Council

2 Covid-19 Pandemic

The financial impact of the pandemic has been felt across all local government and the Council has:

- incurred additional expenditure in its response to the pandemic, and
- has had significant falls in income from sales fees and charges

The impact of the pandemic has been mitigated by support provided to local authorities by Central Government. In total the Council has received in 2020/21 in excess of £11m in general Covid-19 grant funding and the sales, fees and charges income compensation scheme.

Covid-19 has had a widespread impact on the workforce of the Council and the way in which the Council delivered services. The Council utilised technology to allow office based staff to work seamlessly from home to minimise disruption to services. For those front line officers who could not work from home, such as those engaged in refuse collection or those working in testing centres for example, safe systems of work were put in place with comprehensive risk assessments undertaken to ensure their health, safety and wellbeing. Some Council facilities closed and then reopened and closed again as various restrictions were eased and then re-introduced. Where appropriate, staff were redeployed to services such as the Community Support Hubs, vaccination support functions and in some cases furloughed due to their usual place of work being closed.

The Council is looking to capitalise on the opportunities Covid-19 has presented with regards to agile working and the flexibility and efficiencies it will provide. The rapid and successful roll out of Teams proves that we can work more flexibly and there is likely to be a more blended approach to the traditional office working model in the future.

Increased customer engagement using technology has also proved successful, and whilst there will continue to be some face to face or telephone contact, much more can be done online and this will be the way forward for Council service delivery, having regard to equality and fair access to services for all.

Covid-19 led to pressures in relation to the collection of both Council Tax and Business Rates as residents' livelihoods were affected and businesses struggled under lockdown arrangements. The Council relaxed compliance measures in relation to Council Tax and Business Rates collection and allowed Council Taxpayers and businesses to defer payments for the first three months of 2020/21 with revised payment plans over June to March 2021. It is clear that Collection Fund (Council Tax and Business Rates) debt has increased and the limited opportunities to pursue recovery at the Magistrates Court proved problematic. Again the government has mitigated the potential impact on the Council by allowing the deficit to be spread over 3 years and also funding 75% of the deficit by way of a Section 31 grant. The Council also received £1.306m from the Government in the form of a Hardship Fund to provide £150 Council Tax relief for Council Taxpayers of working age in receipt of Council Tax Support.

The Council received a range of grants from Central Government in 2020/21 to support the overall response to the COVID-19 pandemic. The financial impact of these grants is included within the outturn and Statement of Accounts. The grants and Business Rates reliefs were administered by the Council in line within the guidance received from Central Government.

Following the receipt of a grant the Council had to determine whether in administering the grant it was acting as an agent or principal.

Where the Council was acting as an agent, it was acting as an intermediary between the recipient and the Government and as it did not have control over the amount or grant conditions it is not shown in the Council's accounts. Alternatively where the Council was acting as principal and was able to use its own discretion when allocating the amount of grant payable, then these amounts are included in the Council's accounts and by definition its primary statements.

Narrative Report of Darlington Borough Council

The government introduced a number of grant schemes during the year with a mixture of the Council acting as both agent and principal. The following table shows the amounts received and expended in the year to the 31 March 2021

Grants	Grant Allocation £'000	Council acting as Agent £'000	Council Acting as Principal £'000	Expenditure as at 31 March 2021 £'000	Grant Remaining as at 31 March 2021 £'000
Small Business Grants Fund/Retail, Leisure and Hospitality Grant Fund	24,758	24,758	-	24,708	50
Local Authority Discretionary Fund Grant	1,214	-	1,214	1,214	-
LRSO (Open) Tier 2 - 14/10/202 - 04/11/2020	270	270	-	192	78
LRSO (Closed) 05/11/2020 - 02/12/2020	2,008	2,008	-	1,322	686
LRSO (Closed) Tier 3 - 02/12/2020 - 19/12/2020	231	231	-	213	18
LRSO (Open) and LRSO (Closed) Tier 3 extended 20/12/2020 - 04/01/2021	639	639	-	212	427
Lockdown 05/01/21 one off top up grants	6,021	6,021	-	3,949	2,072
LRSO (Closed) Addendum Tier 4 31/12/202 & lockdown 05/01/2021 - 15/02/2021	3,011	3,011	-	2,210	801
LRSO (Closed) Tier 4 & lockdown 16/02/2021 - 31/03/2021	3,155	3,155	-	2,076	1,079
Christmas Support Payments (Wet Led Pubs)	58	58	-	50	8
Additional Restrictions Grant (ARG) + Top Up	3,085	-	3,085	1,563	1,522
Total	44,450	40,151	4,299	37,709	6,741

Narrative Report of Darlington Borough Council

As well as the business grants administered above there were further specific grants for the Council to administer and distribute, each with their own terms, conditions and eligibility criteria.

The list of grants are as follows:

Grants	Grant Allocation £'000	Council acting as Agent £'000	Council Acting as Principal £'000	Expenditure as at 31 March 2021 £'000	Grant Remaining as at 31 March 2021 £'000
Self isolation payments	483	265	218	268	215
Clinical Extremely Vulnerable	369	-	165	5	160
Covid Winter Grant Scheme	492	-	492	492	-
Infection control Grant	2,896	-	2,896	2,624	272
Workforce Capacity Fund	251	-	251	209	42
LA emergency Assistance Grant for Food and Essential Supplies	135	-	135	135	-
Community Mass Testing Funding	630	-	630	507	123
Rapid Testing Fund	391	-	391	307	84
Contain Outbreak Management fund	2,685	-	2,685	1,214	1,471
Next Steps Accommodation Programme Grant	342	-	342	225	117
Test and Trace Grant	779	-	779	525	254
Surge enforcement fund (Marshals)	58	-	58	59	1
Wellbeing for Education Return Grant	23	-	23	23	-
Total	9,534	265	9,065	6,593	2,737

In addition to the business grant funding and specific Covid funding the Council also received general unringfenced grants from the Government as follows:

- Covid-19 LA Support Grant of £8.682m;
- Local Government compensation for lost sales, fees and charges of £2.555m
- Local Tax Income Guarantee scheme grant of £3.452m
- ACE Culture Recovery Fund £0.900m
- New Burdens funding of £0.331m to support the introduction of business grants payment arrangements and the management of Council Tax and Business Rate reliefs

The Council also received compensation for Business Rate reliefs awarded of £16.320m as well as £1.306m for Council Tax Hardship relief to assist tenants in receipt of Council Tax Support Grant.

Collection fund deficit

The Collection Fund deficit for 2020/21 is much larger than in previous years, particularly in relation to Business Rates. This is primarily as a result of businesses being awarded expanded retail and nursery reliefs in 2020/21 totalling £16.320m, as part of the Governments response to the Covid-19 pandemic.

The reliefs effectively reduce the net amount the Council can collect from businesses, and as the precept amounts cannot be changed the result is a considerable deficit. However, these reliefs are funded by MHCLG through Section 31 Grants. These grants have been received in 2020/21 and have been transferred to the Council's earmarked reserve. This reserve will be used to offset the Collection Fund deficit when it is charged to the Council's General Fund in 2021/22.

Narrative Report of Darlington Borough Council

3 Darlington - About the Borough

Population - As of 2019, Darlington's population is estimated to be 106,803: a significant increase from 97,900 in 2001.

By 2035 it is estimated that the proportion of Darlington's population aged 65 or above will exceed 27% (currently 21%).

Demographics - Most of the population are long-term residents:

- 65.3% are owner-occupiers
- 15.5% live in social housing

However, 8.3% of the population moves to or leaves Darlington every year.

Darlington has a higher than average proportion of children and older people, compared to the North East of England.

Income - Darlington residents, on average, are estimated to earn above average for the North East, with a median gross annual earnings calculated to be £27,087.

Gross disposable Income (GDHI) per head, which takes into account all forms of incomes not just earnings, in Darlington is estimated to be £17,140 per year, which is above the regional average.

Economy - Over £500 million of public and private sector investment has been attracted into Darlington over the last 5 years.

In terms of employment concentrations against national and regional averages Darlington has comparative advantage in a number of sectors, such as logistics, information & communication and financial & insurance services.

Diversity - In comparison to other areas in the UK, Darlington's population is not ethnically diverse with just 6.2% of residents defining themselves as being non-white UK in the 2011 Census, compared to 20.3% for England as a whole.

People from Gypsy, Roma and Traveller communities comprise the largest ethnic minority grouping in Darlington.

Your Council - Darlington Borough Council has a gross budget of over £216m and employs around 2,000 staff in full time and part time contracts (excluding schools). Below is the make up of the workforce of the Council:

Headcount

	Female	Male	Total
Full Time	597	534	1,131
Part Time	690	184	874
Total	1,287	718	2,005

This equates to 1,471.25 FTEs.

Political Structure - The Council is made up of 50 Councillors for 20 wards, with the political make up as follows:

- Conservative 23
- Labour 17
- Independent Group 3
- Liberal Democrats 3
- Green Party 2
- independent 2

At the local elections on 2 May 2019, the Council became a Conservative administration and a new leader was elected who in turn appointed a new Cabinet to perform the executive functions.

The Council has a statutory duty to set a balanced budget and this underwent scrutiny by the Economy and Resources Scrutiny Committee in January 2021. The Council's Medium Term Financial Plan, Capital Strategy and Treasury Management Strategy were all approved by Council in February 2021.

Narrative Report of Darlington Borough Council

4 Council's Performance

Darlington Council's Plan, 'Delivering Success for Darlington' outlines the council's vision for the borough 'Darlington is a place where people want to live and businesses want to locate, where the economy continues to grow, where people are happy and proud of the borough and where everyone has the opportunity to maximise their potential'. Delivery of the vision will be achieved by focussing on a number of key priorities with partners, as outlined below.

The Council Plan is the overall vision for Darlington's future agreed by Council and it has 4 key priorities which are set out below:

Growing Darlington's Economy

By Delivering

- More sustainable well-paid jobs
- More businesses
- More homes

And we will support economic growth by keeping the borough:

- Clean
- Safe
- Healthy
- Sustainable
- Well-planned
- On the move

Whilst

- Valuing our heritage and culture

Maximising the Potential of Our Young People

By:

- Working with partners to maximise educational achievement
- Working to remove barriers to young people reaching their potential
- Working at a Tees Valley level to match jobs with skills and training

Supporting the Most Vulnerable in the Borough

By:

- Providing care and support when needed
- Working with people to build on their strengths to maximise their potential
- Working with partners

Working with Communities to Maximise their Potential

By:

- Maximising the benefits of a growing economy for all communities
- Targeting services where they are most needed
- Working with partners
- Working with communities

Delivery of the Council Plan is managed via a Performance Management Framework (PMF) of strategic performance measures and narrative updates against key actions, which are refreshed annually. Year end performance across the Council and the priorities is reported by portfolio, with much positive news to build on but also some emerging priorities to take into account.

Narrative Report of Darlington Borough Council

In terms of the **Stronger Communities portfolio**, good progress has been made over the past year, including:

- the Community Safety service has been embedded and is performing well, supported by a range of partners and services
- A new substance misuse service has been mobilised and is supporting high numbers of service users with timely treatment and support
- A review of the council's CCTV service has been undertaken and an action plan developed to further enhance the service
- more than half of the council's workforce have now undergone the corporate equalities training programme and an advanced EIA module has been developed and is now being rolled out
- two flood risk studies are progressing with a view to then developing an action plan and funding bids, determining investment and developing maintenance strategies to minimise future risk

With regards to our **Resources portfolio**, key actions undertaken over the last year include:

- pursuing further joint venture opportunities across the borough, with a number of repayments to the infrastructure fund being made from JV completions and loan repayments
- maintaining satisfactory council tax and business rates collection rates
- establishing a project group to further maximise local spend and social value in DBC procurement and working with anchor institution partners to develop a partnership approach to community wealth building across the borough
- rolling out more online council services, including bookings for bowling alley, tip and COVID testing, ordering domestic waste bins, updated garden waste registration, and consultation notifications
- refreshing and agreeing a new workforce strategy

Regarding the **Children and Young People portfolio**, key areas of work undertaken in 2020/21 include:

- two new facilities for children with SEND have been delivered
- a relational practice approach has been embedded across all children's services and a restructure of the front door has enabled a reduction of 27.5% in referrals by offering partners the opportunity to speak directly to a social worker at the point of referral to identify and access the most appropriate and timely support needed
- a refresh of the foster carer marketing and recruitment plan which has led to significant increases in the number of fostering enquiries and approvals
- working with neighbouring Tees Valley local authorities to undertake explorative work to strengthen the volume and diversity of directly provided Ofsted-registered children's homes
- continuing to deliver the innovative In2 programme to support disadvantaged children to participate in Arts, Leisure and Culture by adopting a blended approach of online sessions supported by the delivery of creative and arts materials directly to homes and schools

Key actions delivered under the **Economy portfolio** over the past 12 months has included:

- commencement of Phase 2 in the refurbishment of the town's iconic covered market
- continued strategic site acquisitions to deliver our ambitions of a diversified and successful town centre
- ongoing development of key economic sites to be investor-ready
- successfully attracting a number of government departments to relocate to the borough
- facilitating and delivering a range of grants and workshops to indigenous businesses during the pandemic, including awarding more than £44m in Covid-19 financial support grants to Darlington companies
- facilitating examination hearings for the Local Plan, with the inspectors report and agreed modifications expected in August 2021
- completing a climate change action plan
- progressing key elements of the Darlington Rail Station project

Narrative Report of Darlington Borough Council

Regarding the **Local Services portfolio**, notable achievements in 2020/21 include:

- continuing to develop proposals for the 2025 Stockton and Darlington Passenger Railway celebrations, including for an Early Loco exhibition and live steam, outdoor theatre and education programme
- drafting a new transport plan, to include a specific town centre transport strategy
- agreeing and delivering a new strategic transport plan in partnership with TVCA
- commencing work to refurbish the borough crematorium
- working with TVCA to support Teesside International Airport, including agreeing new flights and large scale improvements to passenger facilities

In addition to the significant work undertaken to manage the pandemic locally over the past year, including continuing to support residents and tenants, the council's **Health and Housing portfolio** also delivered:

- a new indoor bowling alley which opened in May
- building and infrastructure work across multiple sites to deliver new council housing
- excellent collection rates of rent and service charges
- a review of the Homelessness and Rough Sleeper Strategy with all actions on course to be completed
- a successful bid for suicide prevention funding in partnership with our local healthwatch
- autism awareness and Make Every Contact Count training across staff and partners
- a new DBC healthy workforce programme
- key objectives of the Darlington Healthy Weight Plan, including launching a healthy families catering award, developing a healthy school meals standard and training, and supporting town centre health campaigns
- refreshing the oral health plan

Finally, the **Adults portfolio** has contributed to the council plan's vision over the previous year by:

- exploring funding options to continue a number of VCS-led initiatives to address social isolation
- promoting independence by delivering more adaptations, aids and equipment to allow people to manage in their own home, promoting direct payments and offering high quality information and advice to residents seeking support.
- undertaking a number of service reviews and redesigns to maximise independence and manage demand
- undertaking a programme of work to transfer our Lifeline service from analogue to digital
- delivering a successful pilot to enable technology to be used outside of service users' homes
- initiating work to better understand why some eligible residents decline assistive technology to further improve take-up rates

Narrative Report of Darlington Borough Council

5 Financial Performance

Economic climate

Since 2010 Darlington Borough Council has faced significant financial challenges due to reductions in funding from central government along with cost pressures and increasing demand within services. The process of balancing the Council's finances is ongoing and will last until at least 2024/25 whilst government policy is being developed.

In common with the rest of local government, the Council has seen a steady reduction in its core funding in recent years. The Government's aim is to phase out non-specific grant funding altogether, instead allowing local authorities to retain a higher proportion of business rates collected locally.

As mentioned earlier in this report Covid-19 will have a significant impact on the Council's finances and Members will be updated on a regular basis to ensure proper governance is in place to manage the impact of the pandemic.

Outturn (revenue and capital)

The financial standing of the Council is robust, with sound financial management practices.

Comparison of Actual with Budget - Revenue

Net Expenditure 2020/21	Budget £'000	Actual £'000	Variance £'000
Departmental Resources			
Children and Adults Services	60,584	58,188	(2,396)
Economic Growth & Neighbourhood Services Group	21,518	25,566	4,048
Resources Group	10,619	10,189	(430)
Council Wide	405	350	(55)
Total Departmental Resources	93,126	94,293	1,167
Corporate Resources			
Financing Costs	895	630	(265)
Joint Venture - Investment Return	(1,028)	(1,237)	(209)
Contingencies Budget	522	178	(344)
Mid-year Savings	897	0	(897)
Total Corporate Resources	1,286	(429)	(1,715)
Net Expenditure	94,412	93,864	(548)
Reserves			
Planned Use of General Reserve	271	271	0
Departmental Balances brought forward	(3,695)	(3,695)	0
Departmental Balances carried forward	0	4,105	4,105
Contribution to Pay award from reserves	(404)	0	404
Covid Earmarked reserve	0	983	983
ICT Infrastructure Fund	0	250	250
Troubled Families Grant - not required	0	(503)	(503)
Government Grant - Covid -19	0	(8,682)	(8,682)
Government Grant - SFC	0	(1,991)	(1,991)
Projected Collection fund deficit	0	2,506	2,506
Government 75% contribution to collection fund deficit	0	(1,510)	(1,510)
Balance to Reserves	0	4,986	4,986
Total Reserves	(3,828)	(3,280)	548
Total Resources	90,584	90,584	0

Of the £1.167m departmental overspend, £8.694m relates to Covid-19 costs that are funded from additional grant, £4.105m is being carried forward and £3.422m is being returned to general reserves. All of the £1.715m corporate underspend is being returned to general reserves. In 2021/22, there is a planned net contribution to reserves of £2.420m as set out in the 2021-25 Medium Term Financial Plan.

Narrative Report of Darlington Borough Council

Where The Money Comes From and How It Was Spent

The following table explains in more detail the Council's sources of income and what it was actually spent on:

2019/20 £'000	Gross Income	2020/21 £'000	%
(20,713)	Gross Council Rents	(20,727)	7.7
(3,556)	Revenue Support Grant	(3,614)	1.3
(9,058)	General Government Grants	(20,348)	7.6
(23,712)	Business Rates Income	(28,706)	10.7
(23,517)	Dedicated Schools Grant	(23,938)	8.9
(48,937)	Demand on Collection Fund	(52,871)	19.6
(77,039)	Specific Government Grants	(78,165)	29.1
(16,673)	Capital Grants	(14,397)	5.4
(2,218)	Capital Receipts	(7,658)	2.8
(3,885)	Interest and Investment Income	(3,851)	1.4
(20,108)	Income from Fees & Charges	(14,814)	5.5
(249,416)		(269,089)	100.0

How it was spent:

2019/20 £'000	Gross Expenditure	2020/21 £'000	%
121,267	Children & Adult Services	126,448	51.9
87,722	Economic Growth & Neighbourhood Services Group	109,561	44.9
7,727	Resources	7,110	2.9
1,818	Other	927	0.4
218,534		244,046	100.0
280	Precepts & Levies	287	
5,493	Interest Payable	5,380	
4,120	IAS 19 Pension cost adjustment	4,190	
1,504	Amount of non-current assets written off on disposal	6,976	
515	Investment property expenditure and change in fair value	5,120	
1,279	Other	1,008	
13,191		22,961	
231,725	Total Expenditure	267,007	
(17,691)	Deficit for year	(2,082)	

Narrative Report of Darlington Borough Council

Sources of Funds to meet Capital Expenditure Plans

The total resources available for capital schemes during 2020/21 totalled £169.973m; however not all of the resources were planned to be expended during 2020/21. Some schemes have a build life of longer than one year so the actual planned spend for 2020/21 was £75.163m with an actual spend of £30.029m. The main areas of slippage relate to major projects in Transport and Housing as well as Ingenium Parc. The slippage into 2021/22 will be financed by unsupported borrowing, grants carried forward, Usable Capital Receipts and Revenue and Capital Contributions.

Capital expenditure 2020/21	Capital Spend Available	Planned Spending 2020/21	Actual	Approved Capital Spend Carried Forward
	£'000	£'000	£'000	£'000
Children & Adult Services	6,929	3,479	2,745	4,184
Economic Growth & Neighbourhood Services & Resources	162,997	71,637	27,237	135,760
Leased Assets	47	47	47	0
Total	169,973	75,163	30,029	139,944
Financed by				
**Corporate Unsupported Borrowing			9,011	
Capital Grants			11,871	
Housing Revenue Contributions			5,750	
Capital Contributions			30	
Housing Revenue Account Capital Receipts			684	
General Fund Capital Receipts			2,538	
General Fund Revenue Contributions			145	
Total			30,029	

** Unsupported Borrowing has no support through the Revenue Support Grant

The following is a list of the major items of capital expenditure incurred during the year:

	£'000
Highways & Transport Infrastructure	7,646
Housing Stock - Improvements	6,883
Investment Properties	262
Operational Buildings - Improvements	10,110
Revenue Expenditure Funded from Capital Under Statute (REFCUS)	740
Development Services	4,336
Children's Services Improvements to Schools	0
Vehicles, Plant & Equipment	52
Total	30,029

The Council is also committed to make payments estimated at £39.659m over the remaining term of the 25 year contract in respect of its PFI scheme (the Education Village and Harrowgate Hill Primary School). These became operational in March 2006 and August 2005 respectively. Both are part of the approved funding of £34.900m by the Department for Education. A recognition of the long-term contract entered into with partners Kajima Darlington Schools Limited can be found in Note 32 in the Notes to the Financial Statements and the liability relating to this contract can be found on the Balance Sheet.

Narrative Report of Darlington Borough Council

Four Year Capital Programme

The Council continues to deliver a significant capital investment programme in the main funded from the Housing Revenue Account and external funding which is targeted at specific schemes and programmes such as Transport and Schools. In addition there are a number of schemes financed from the Council's own resources.

The Council's 4 year capital programme and its funding can be summarised as follows:

Capital Expenditure and Funding

	2021/22 £'000	2022/23 £'000	2023/24 £'000	2024/25 £'000	Total £'000
Capital Expenditure and funding					
Children, Families and Learning	142	142	142	142	568
Housing (HRA)	20,449	21,704	20,971	20,871	83,995
Transport	2,670	2,670	2,670	2,670	10,680
Other Capital Programmes	937	937	937	937	3,748
Council Funded Schemes	400	400	400	400	1,600
Self Financing	0	10,000	10,000	0	20,000
Total Spending Plans	24,598	35,853	35,120	25,020	120,591
Resources					
Capital Grants	3,749	3,749	3,749	3,749	14,996
HRA Revenue Contributions	6,761	5,986	5,586	5,486	23,819
HRA Investment Fund	4,982	4,982	4,982	4,982	19,928
HRA Capital Receipts	303	303	303	303	1,212
Corporate Resources	8,803	10,833	10,500	10,500	40,636
Self Financing	0	10,000	10,000	0	20,000
Total Resources	24,598	35,853	35,120	25,020	120,591

Balance Sheet

The Council's summarised Balance Sheet is shown below:

	As at 31 March 2020 £m	As at 31 March 2021 £m
Non-current assets	460	447
Net current assets - debtors, stock, cash and short term investments less short term creditors and liabilities	(29)	(14)
Long Term Liabilities and Provisions	(348)	(375)
Total Net Assets	83	58
Represented by:		
Usable reserves	79	115
Unusable reserves	4	(57)
Total Reserves	83	58

Narrative Report of Darlington Borough Council

6 Principal Risks and Uncertainties

Risk Management is an essential part of effective and efficient management and planning and it strengthens the ability of the Council to achieve its objectives and enhance the value of services provided. It is also an important element in demonstrating continuous improvement as well as being part of the Council's Local Code of Corporate Governance that reflects the requirements of the CIPFA / SOLACE Framework of Corporate Governance.

A key element of the Council's planning process is that the areas of potential risk, which could adversely impact on the ability to meet objectives, are identified. These risks are plotted on to a standard likelihood and impact matrix with reference to management controls in place and working. The shaded part of the matrix signifies the area above the 'risk appetite line'. Risks in this region require further specific management i.e. are priorities for improvement that have an appropriate improvement action plan. The risk matrix shown below as reported to Audit Committee on 27 January 2021 highlights that the Council has one current Corporate risk that is above the 'risk appetite line'.

Risk 18 - COVID-19:

1. **Health and safety of the Council workforce**
2. **Health and safety of the public of Darlington**
3. **The impact on the Economy of the Borough and its population**
4. **Financial impacts on the Council of increased costs and reduced income**

In terms of mitigating this risk the Council has introduced safe working practices; is working with partners to make the public aware of risks and working to ensure compliance within businesses and other sectors in the Borough; will work with Government departments and the Tees Valley Combined Authority to seek to limit the impacts by utilising interventions to kick start the economy; and keep its Medium Term Financial Plan (MTFP) under constant review and take appropriate decisions to safeguard the Council's finances.

CORPORATE

LIKELIHOOD	A Very High				
	B High				
	C Significant			18	
	D Low			3, 4, 5, 17	
	E Very Low		1		
	F Almost Impossible				
		IV Negligible	III Marginal	II Critical	I Catastrophic
IMPACT					

Narrative Report of Darlington Borough Council

7 Significant Areas with Financial Implications

Pension Liabilities

Following the implementation of IAS 19, the accounts show the benefit entitlement earned by employees of the Local Government Pension Scheme in the relevant year rather than the charges to revenue based on employer's contributions payable and payments to pensioners in the year. The effect on the Balance Sheet is to reduce the net worth of the Council by the IAS 19 pension liability of £219.830m (in 2019/20 the IAS 19 pension liability was £186.740m). The Council's Pension fund has to be revalued every 3 years to set future contribution rates and subsequent to the last full actuarial valuation date of 31 March 2019 the deficit is to be recovered over a period of 20 years, as agreed by the Pension Fund Administering Authority with the Actuary. Further information is available in Note 37 in the Notes to the Financial Statements.

Business Rates Retention Scheme

From 1 April 2013 the funding regime for local authorities changed, whereby the Council no longer collected NNDR on behalf of Central Government as from now on the income is shared between Central Government (50%), the Council (49%) and the major precepting authority (Durham & Darlington Fire and Rescue) (1%). This change affects the retention of that income collected and also carries a risk to the Council for failure to collect rates in comparison with a pre-determined 'start-up' funding assessment.

The main aim of the scheme is to give councils greater incentive to grow businesses in their area, although it does, however, also increase the financial risk due to non-collection and the volatility of the NNDR tax base.

In addition to the local management of business rates, authorities are expected to finance appeals made in respect of rateable values as defined by the Valuation Office Agency (VOA) and hence business rates outstanding as at 31 March 2021. As such the Council is required to make a provision for these amounts. Appeals are charged and provided for in proportion of the precepting shares. Due to the 2010 and 2017 Revaluation the total provision outstanding at the end of 2020/21 has been reviewed and remains at £1.768m (2019/20 - £1.768m).

Treasury Management

On 20 February 2020, Council approved the Treasury Management Strategy for 2020/21. Treasury management performance is reported to Cabinet and Council with detailed reviews being undertaken by Audit Committee.

The financial year 2020/21 was an unprecedented year with regard to treasury management due to the ongoing Covid 19 pandemic. Cost of borrowing remained low throughout 2020/21 and due to the Covid-19 pandemic the cost of shorter term borrowing is anticipated to remain low for a number of years in the future. Investments continued to be made only when there was low risk with the Council placing continuing reliance on internal borrowing (reduced external investments and using the money to pay for capital expenditure rather than borrowing). The Internal borrowing still had a positive effect on the MTFP's financing costs as generally investment rates are lower than borrowing rates and there would have been a cost of carrying those investments in addition to any counterparty risk there might have been.

During 2020/21 the Council complied with its legislative and regulatory requirements. The need for borrowing was only increased for capital purposes.

At 31 March 2021, the Council's external debt was £161.531m which is £20.130m less than the previous year, mainly with the Council not having to replace its matured short term debt due to the high levels of cashflow throughout the year. The average interest rate for borrowing was up to 2.98% from 2.97% in 2019/20. Investments totalled £59.399m at 31 March 2021 (£55.799m at 31 March 2020) earning interest of 1.48% over the year. Included in the total investments figure were Property Fund units of £29.999m which provided an annualised net return of 2.33%.

Narrative Report of Darlington Borough Council

8 Explanation of the Accounting Statements

This Statement of Accounts has been prepared in accordance with the 'Code of Practice on Local Authority Accounting in the United Kingdom' (the code) which defines proper accounting practices for local authorities in England and also complies with the Accounts and Audit Regulations 2015. The code is based on International Financial Reporting Standards (IFRS).

Darlington Borough Council's accounts for the year ended 31 March 2021 are set out in the following pages and a glossary of terms is provided on pages 94 to 104.

Movement in Reserves Statement (page 19)

This statement shows the movement in the year on the different reserves held by the Council, analysed into 'usable reserves' (i.e. those that can be applied to fund expenditure or reduce local taxation) and other reserves. The Surplus/(deficit) on the Provision of Services line shows the true economic cost of providing the Council's services, more details of which are shown in the Comprehensive Income and Expenditure Statement. These are different from the statutory amounts required to be charged to the General Fund Balance and the Housing Revenue Account for council tax setting and dwellings rent setting purposes. The Net (Increase) / Decrease before Transfers (from)/to Earmarked Reserves line shows the statutory General Fund Balance and Housing Revenue Account Balance before any discretionary transfers to or from earmarked reserves undertaken by the Council.

Comprehensive Income and Expenditure Statement (page 20)

This statement shows the accounting cost in the year of providing services in accordance with generally accepted accounting practices, rather than the amount to be funded from taxation. Authorities raise taxation to cover expenditure in accordance with regulations; this may be different from the accounting cost. The taxation position is shown in the Movement in Reserves Statement.

Balance Sheet (page 21)

The Balance Sheet shows the value as at the Balance Sheet date of the assets and liabilities recognised by the Council. The net assets of the Council (assets less liabilities) are matched by the reserves held by the Council. Reserves are reported in two categories. The first category of reserves are usable reserves, i.e. those reserves that the Council may use to provide services, subject to the need to maintain a prudent level of reserves and any statutory limitations on their use (for example the Capital Receipts Reserve that may only be used to fund capital expenditure or repay debt). The second category of reserves are those that the Council is not able to use to provide services. This category of reserves includes reserves that hold unrealised gains and losses (for example, the Revaluation Reserve), where amounts would only become available to provide services if the assets are sold; and reserves that hold timing differences shown in the Movement in Reserves Statement line 'Adjustments between accounting basis and funding basis under regulations'.

Cash Flow Statement (page 22)

The Cash Flow Statement shows the changes in cash and cash equivalents of the Council during the reporting period. The statement shows how the Council generates and uses cash and cash equivalents by classifying cash flows as operating, investing and financing activities. The amount of net cash flows arising from operating activities is a key indicator of the extent to which the operations of the Council are funded by way of taxation and grant income or from the recipients of services provided by the Council. Investing activities represent the extent to which cash outflows have been made for resources which are intended to contribute to the Council's future service delivery. Cash flows arising from financing activities are useful in predicting claims on future cash flows by providers of capital (i.e. borrowing) to the Council.

Narrative Report of Darlington Borough Council

Expenditure and Funding Analysis (page 24)

The Expenditure and Funding Analysis shows how annual expenditure is used and funded from resources (government grants, rents, council tax and business rates) by local authorities in comparison with those resources consumed or earned by authorities in accordance with generally accepted accounting practices. It also shows how this expenditure is allocated for decision making purposes between the Council's directorates. Income and expenditure accounted for under generally accepted accounting practices is presented more fully in the Comprehensive Income and Expenditure Statement.

The Supplementary Financial Statements are as follows: (page 77 - 89)

Housing Revenue Account (page 77)

The Housing Revenue Account (HRA) reflects a statutory obligation to maintain a revenue account for local authority housing provision in accordance with Part 6 of the Local Government and Housing Act 1989 (England and Wales).

Collection Fund (page 82)

The Collection Fund Statement is an agent's statement that reflects the statutory obligation for billing authorities to maintain a separate Collection Fund in accordance with section 89 of the Local Government Finance Act 1988 (as amended by the Local Government Finance Act 1992). The Collection Fund shows the transactions of the billing authority in relation to the collection from taxpayers and distribution to local authorities and the Government of council tax and non-domestic rates.

Group Accounts (page 85)

There are a number of criteria by which the Council must determine whether its interests in associates, joint ventures and joint arrangements are significant enough to be included in the Council's consolidated accounts. After consideration of these criteria the Council has determined that it does have material interests and consequently group accounts have been prepared.

The Notes to these financial statements provide more detail about the Council's accounting policies and individual transactions.

Statement of Responsibilities for the Statement of Accounts of Darlington Borough Council

The Council's Responsibilities

The Council is required to:

- make arrangements for the proper administration of its financial affairs and to secure that one of its officers has the responsibility for the administration of those affairs. In this Council that officer is the Group Director of Operations;
- manage its affairs to secure economic, efficient and effective use of resources and to safeguard its assets; and
- approve the Statement of Accounts.

The Group Director of Operations' Responsibilities

The Group Director of Operations is responsible for the preparation of the Council's Statement of Accounts in accordance with proper practices as set out in the CIPFA/LASAAC Code of Practice on Local Authority Accounting in the United Kingdom ('the Code').

In preparing this Statement of Accounts, the Group Director Operations has:

- selected suitable accounting policies and then applied them consistently;
- made judgements and estimates that were reasonable and prudent; and
- complied with the Local Authority Code.

The Group Director of Operations has also:

- kept proper accounting records which were up to date; and
- taken reasonable steps for the prevention and detection of fraud and other irregularities.

Group Director's Statement

I certify that this Statement of Accounts has been prepared in accordance with the statutory requirements and proper accounting practices. It presents a true and fair view of the Council's financial position as at 31 March 2021 and the income and expenditure for the year ended 31 March 2021.



Dated: 30-Jul-21

Movement in Reserves Statement for Darlington Borough Council for the year ended 31 March 2021

	General Fund Balance £'000	Earmarked General Fund Reserves £'000	Housing Revenue Account £'000	Capital Receipts Reserve £'000	Capital Grants Unapplied £'000	Total Usable Reserves £'000	Unusable Reserves £'000	Total Council Reserves £'000
Balance at 31 March 2019	(18,346)	(21,361)	(16,675)	(3,618)	(17,913)	(77,913)	16,469	(61,444)
<u>Movement in reserves during 2019/20</u>								
Deficit/(Surplus) on the Provision of Services	1,928	0	(19,619)	0	0	(17,691)	0	(17,691)
Other Comprehensive Income and Expenditure	0	0	0	0	0	0	(3,081)	(3,081)
Total Comprehensive Income and Expenditure	1,928	0	(19,619)	0	0	(17,691)	(3,081)	(20,772)
Adjustments between accounting basis and funding basis under regulations (Note 5)	(1,066)	0	16,465	2,031	(651)	16,779	(16,779)	0
Net (Increase)/decrease before Transfers (to)/from Earmarked Reserves	862	0	(3,154)	2,031	(651)	(912)	(19,860)	(20,772)
Transfers from/(to) Earmarked Reserves (Note 6)	(884)	884	0	0	0	0	0	0
Decrease/(Increase) in 2019/20	(22)	884	(3,154)	2,031	(651)	(912)	(19,860)	(20,772)
Balance at 31 March 2020 carried forward	(18,368)	(20,477)	(19,829)	(1,587)	(18,564)	(78,825)	(3,391)	(82,216)
Reporting of Schools Budget Deficit to new Adjustment Account at 1 April 2020		(4,525)				(4,525)	4,525	0
<u>Movement in reserves during 2020/21</u>								
Deficit/(Surplus) on the Provision of Services	(87)	0	(1,995)	0	0	(2,082)	0	(2,082)
Other Comprehensive Income and Expenditure	0	0	0	0	0	0	26,129	26,129
Total Comprehensive Income and Expenditure	(87)	0	(1,995)	0	0	(2,082)	26,129	24,047
Adjustments between accounting basis and funding basis under regulations (Note 5)	(23,222)	(708)	(3,328)	924	(3,426)	(29,760)	29,760	0
Net decrease/(Increase) before Transfers from/(to) Earmarked Reserves	(23,309)	(708)	(5,323)	924	(3,426)	(31,842)	55,889	24,047
Transfers (to)/from Earmarked Reserves (Note 6)	16,912	(16,912)	0	1	0	1	(1)	0
(Increase)/decrease in 2020/21	(6,397)	(17,620)	(5,323)	925	(3,426)	(31,841)	55,888	24,047
Balance at 31 March 2021 carried forward	(24,765)	(42,622)	(25,152)	(662)	(21,990)	(115,191)	57,022	(58,169)

**Comprehensive Income and Expenditure Statement for Darlington Borough Council for the year ended
31 March 2021**

2019/2020				2020/2021			
Gross Expenditure £'000	Gross Income £'000	Net Expenditure /(Income) £'000		Note	Gross Expenditure £'000	Gross Income £'000	Net Expenditure /(Income) £'000
121,267	(58,141)	63,126	Children & Adult Services	3	126,448	(63,968)	62,480
87,722	(79,683)	8,039	Economic Growth & Neighbourhood Services	3	109,561	(72,090)	37,471
7,727	(3,404)	4,323	Resources Group	3	7,110	(2,077)	5,033
1,819	(150)	1,669	Other	3	927	0	927
218,535	(141,378)	77,157	Cost of Services		244,046	(138,135)	105,911
700	0	700	Other operating expenditure	7	826	0	826
1,504	(2,218)	(714)	Losses/(Gains) on the disposal of non-current assets	7	6,976	(7,658)	(682)
10,987	(3,885)	7,102	Financing and investment income and expenditure	9	15,159	(3,851)	11,308
0	(101,936)	(101,936)	Taxation and non-specific grant income	10	0	(119,445)	(119,445)
231,726	(249,417)	(17,691)	(Surplus)/deficit on Provision of Services		267,007	(269,089)	(2,082)
		(3,389)	Surplus on revaluation of Property, Plant and Equipment assets				2,574
		300	Actuarial (gains)/losses on pensions assets/liabilities	37			23,490
		8	Impairment losses on non-current assets charged to the revaluation reserve				65
		(3,081)	Other Comprehensive Income and Expenditure				26,129
		(20,772)	Total Comprehensive Income and Expenditure				24,047

Balance Sheet of Darlington Borough Council as at 31 March 2021

As at 31 March 2020 £'000		As at 31 March 2021 £'000	Notes
405,654	Property, Plant and Equipment	388,871	16
8,293	Investment Properties	11,807	17
2,339	Heritage Assets	2,339	18
28,578	Long Term Investments	28,109	38
14,252	Long Term Debtors	16,334	38
459,116	Total Long Term Assets	447,460	
4,993	Short Term Investments	18,000	38
286	Inventories	510	20
20,138	Short Term Debtors	32,842	22
16,263	Cash and Cash Equivalents	9,328	23
280	Assets Held For Sale	0	
41,960	Total Current Assets	60,680	
(36,632)	Short Term Borrowing	(21,333)	38
(32,083)	Short Term Creditors	(50,660)	24
(2,567)	Short Term Provisions	(2,566)	15
(71,282)	Total Current Liabilities	(74,559)	
(10,358)	Long Term Creditors	(9,232)	38
(1,089)	Long Term Provisions	(981)	25
(146,630)	Long Term Borrowing	(141,907)	38
(186,740)	Other Long Term Liabilities	(219,830)	37
(2,761)	Capital Grants Receipts In Advance	(3,462)	31
(347,578)	Total Long Term Liabilities	(375,412)	
82,216	Net Assets	58,169	
78,825	Usable Reserves	115,191	28
3,391	Unusable Reserves	(57,022)	29
82,216	Total Reserves	58,169	

Cash Flow Statement for Darlington Borough Council for the year ended 31 March 2021

2019/20 £'000		2020/21 £'000
17,691	Surplus/(Deficit) on the provision of services	2,082
9,660	Adjustments to net deficit on the provision of services for non-cash	63,215
(2,239)	Depreciation and impairment	24,151
(859)	Change in the fair value of investments	(469)
(32)	Decrease in Interest Creditors	(49)
2,269	Increase in Creditors	18,255
277	Increase in Interest and Dividend Debtors	0
(4,584)	Decrease in Debtors	318
393	Increase/(Decrease) in Inventories	(224)
10,790	Movement in Pension Liability	9,600
1,803	Contributions to/(from) Provisions	(108)
1,460	Carrying amount of non-current assets sold or derecognised	6,948
382	Movement in Investment Property Values	4,793
(16,387)	Adjustments for items included in the net (deficit) on the provision of services that are investing and financing activities	(22,051)
(16,673)	Capital Grants credited to the surplus or deficit on provision of services	(14,397)
2,503	Premiums or Discounts on the repayment of financial liabilities	2
(2,217)	Proceeds from the sale of non-current assets and investment property	(7,656)
10,964	Net cash flow from/(used in) Operating Activities	43,246
	Investing Activities	
(34,208)	Purchase of property, plant and equipment and investment property	(25,697)
(156,980)	Purchase of short term investments	(270,350)
151,980	Proceeds from the sale of short term investments	257,350
2,217	Proceeds from the sale of property, plant and equipment and investment property	2,877
17,688	Capital grants received	15,098
(19,303)	Net cash flow used in Investing Activities	(20,722)
	Financing Activities	
30,003	Cash receipts of short and long term borrowing	157
(376)	Billing Authorities - Council Tax and NNDR adjustments	(9,990)
(1,155)	Cash payments for the reduction of the outstanding liabilities relating to finance leases and on-Balance Sheet PFI contracts	(1,140)
(28,600)	Repayments of short and long term borrowing	(20,130)
57	Other (payments)/receipts for financing activities	1,644
(71)	Net cash flow from Financing Activities	(29,459)
(8,410)	Net decrease in cash and cash equivalents	(6,935)
24,673	Cash and cash equivalents at the beginning of the reporting period	16,263
16,263	Cash and cash equivalents at the end of the reporting period (Note 23)	9,328

Notes to the Financial Statements of Darlington Borough Council for Year ended 31 March 2021

1 Accounting Standards That Have Been Issued But Have Not Yet Been Adopted

The Code of Practice on Local Authority Accounting in the United Kingdom (the Code) requires the disclosure of information relating to the expected impact of an accounting change that will be required by a new standard that has been issued but not yet adopted. This applies to the adoption of the following new or amended standards within the 2021/22 Code although there are no such changes that are expected to have a significant effect on the Council's accounts.

IFRS 16 Leases will require local authorities that are lessees to recognise most leases on their balance sheets as right-of-use assets with corresponding lease liabilities (there is recognition for low-value and short-term leases). CIPFA/LASAAC have deferred implementation of IFRS 16 for local government to 1 April 2022.

Interest Rate Benchmark Reform amendments to IFRS 9, IAS 39 and IFRS 7 have an impact on hedge accounting if interest rates change. The amendments will not have an impact on the Council, as the Council's debt is fixed rate and all of the Council's investments are in sterling and low risk.

Interest Rate Benchmark Reform - Phase 2 amendments to IFRS 9, IAS 39, IFRS 7, IFRS 4 and IFRS 16 relate to issues that arise if an existing interest rate is replaced by an alternative one. This is unlikely to have an impact as interest rate benchmark reform is rarely applied.

2 Critical Judgements in Applying Accounting Policies

In applying the accounting policies set out in note 41, the Council has had to make certain judgements about complex transactions or those involving uncertainty about future events:

The critical judgements made in the Statement of Accounts are:

- The Council has a number of interests in other entities that fall within the group boundary of the Council on the grounds of control and significant influence in line with the Code. During 2020/21 the Council has assessed its interests in the 4 Joint Ventures with Esh Homes Limited of which the Council owns 50% of the share capital of the Companies and concluded that they will be consolidated into its group accounts.
- In line with accounting standards and the Code, all maintained schools in the Borough are now considered to be entities controlled by the Council. Rather than produce group accounts, the income, expenditure, assets, liabilities, reserves and cash flows of each school are recognised in the Council's single entity accounts.
- Where the land and building assets used by the school are owned by an entity other than the Council, school or School Governing Body then it is not included on the Council's Balance Sheet.
- As at the 31 March 2021 the Council has no Voluntary Aided (VA) schools.
- In the current economic climate there is a high degree of uncertainty about the future levels of funding for local government. However the Council has determined that this uncertainty is not yet sufficient to provide an indication that assets of the Council might be impaired as a result of a need to close facilities and reduce levels of service provision.
- The Council continues to assess the degree of componentisation within its non-current asset portfolio, as part of the 5 year rolling programme of non-current asset valuations. On an annual basis the Council will review capital expenditure to assess if any new material components have been added to the Council's non-current asset portfolio.

Notes to the Financial Statements of Darlington Borough Council for Year ended 31 March 2021

- Judgement is required to determine whether the Council can be reasonably assured that the conditions of grant and contribution income received have been met before recognising them as income in the Comprehensive Income and Expenditure Statement. Where conditions require specified expenditure to have taken place, the grant monies will not be recognised until this has happened. Equally where conditions specify that a grant or contribution must be repaid in the event of non-expenditure, the income is not recognised until the conditions of the grant have been met.
- The Council is deemed to control the education services provided under the PFI agreement in the schools and also to control the residual value of the schools at the end of the agreement. The accounting policies and PFI schemes and similar contracts have been applied to the Education Village and Harrowgate Hill Primary School which became operational in March 2006 and August 2005 respectively. The Education Village transferred to Academy status on 1 April 2012 so has therefore been removed from the Council's Balance Sheet. Harrowgate Hill is recognised as Property, Plant and Equipment on the Council's Balance Sheet.
- The Council has a 2.91% shareholding in Teesside International Airport and with the adoption of IFRS 9 Financial Instruments it is now classified at fair value and although the airport has been acquired by Goosepool 2019 Ltd which is a subsidiary of the Tees Valley Combined Authority (TVCA), the Council's shareholding is unaffected as is its valuation. The new standard sets out that investments in equity should be classified as fair value through profit and loss unless there is an irrevocable election to designate the asset as fair value through comprehensive income. The shareholding is a strategic investment and not held for trading and therefore the Council has opted to designate it as fair value through other comprehensive income (FVOCI). This means that there would be no impact on the revenue budget and that any gains or losses on the valuation of the shareholding will be transferred to a Financial Instruments Revaluation Reserve.

3 Expenditure and Funding Analysis

2020/21	Reported for resource management	Adjustment to arrive at the net amount chargeable to the General Fund and HRA Balances	Net Expenditure Chargeable to the General Fund and HRA Balances	Adjustments between Funding and Accounting Basis	Net Expenditure in the Comprehensive Income and Expenditure Statement
Group	£'000	£'000	£'000	£'000	£'000
Children & Adult Services	60,391	1,074	61,465	1,015	62,480
Economic Growth & Neighbourhood Services	26,330	(6,605)	19,725	17,746	37,471
Resources	10,757	(6,277)	4,480	553	5,033
Other	4,526	2,809	7,335	(6,408)	927
Net Cost of Services	102,004	(8,999)	93,005	12,906	105,911
Other income and expenditure	(108,263)	(13,373)	(121,636)	13,643	(107,993)
(Surplus)/deficit on Provision of Services	(6,259)	(22,372)	(28,631)	26,549	(2,082)
Opening General Fund, HRA and Earmarked Reserves Balance at 1 April 2020			(58,674)		
Dedicated Schools Grant Adjustment Account statutory adjustment *			(5,233)		
Add surplus on General Fund and HRA Balance in Year			(28,631)		
Closing General Fund, HRA and Earmarked Reserves Balance at 31 March 2021 **			(92,538)		

* formerly an Earmarked Reserve, required by regulations to be held as an unusable reserve

** For a split of this balance between the General Fund and the HRA - see the Movement in Reserves Statement.

Notes to the Financial Statements of Darlington Borough Council for Year ended 31 March 2021

2019/20	Reported for resource management	Adjustment to arrive at the net amount chargeable to the General Fund and HRA Balances	Net Expenditure Chargeable to the General Fund and HRA Balances	Adjustments between Funding and Accounting Basis	Net Expenditure in the Comprehensive Income and Expenditure Statement
Group	£'000	£'000	£'000	£'000	£'000
Children & Adult Services	57,646	4,120	61,766	1,359	63,125
Economic Growth & Neighbourhood Services	21,283	(3,837)	17,446	(9,406)	8,040
Resources	10,193	(6,487)	3,706	617	4,323
Other	(5,245)	6,469	1,224	444	1,668
Net Cost of Services	83,877	265	84,142	(6,986)	77,156
Other income and expenditure	(83,896)	(2,538)	(86,434)	(8,413)	(94,847)
Deficit/(surplus) on Provision of Services	(19)	(2,273)	(2,292)	(15,399)	(17,691)
Opening General Fund, HRA and Earmarked Reserves Balance at 1 April 2019			(56,382)		
Plus surplus on General Fund and HRA Balance in Year			(2,292)		
Closing General Fund, HRA and Earmarked Reserves Balance at 31 March 2020 *			(58,674)		

* For a split of this balance between the General Fund and the HRA - see the Movement in Reserves Statement.

3a Note to the Expenditure and Funding Analysis

2020/21	Adjustments from General Fund to arrive at the Comprehensive Income and Expenditure Statement					Adjustments between Accounting Basis and Funding Basis 2020/21				
Group	Adjustments for Capital Purposes	Net change for Pensions Adjustments	Statutory Adjustments	Non Statutory Adjustments	Total Adjustments	£'000	£'000	£'000	£'000	£'000
Children & Adult Services	340	2,374	(9)	(1,690)	1,015					
Economic Growth & Neighbourhood Services	18,166	2,371	234	(3,025)	17,746					
Resources	9	665	0	(121)	553					
Other	0	0	0	(6,408)	(6,408)					
Net Cost of Services	18,515	5,410	225	(11,244)	12,906					
Other income and expenditure from the Expenditure and Funding Analysis	(16,363)	4,190	14,572	11,244	13,643					
Difference between General fund deficit and Comprehensive Income and Expenditure deficit	2,152	9,600	14,797	0	26,549					

Notes to the Financial Statements of Darlington Borough Council for Year ended 31 March 2021

Adjustments from General Fund to arrive at the Comprehensive Income and Expenditure Statement	Adjustments between Accounting Basis and Funding Basis 2019/20			
	Adjustments for Capital Purposes	Net charge for Pensions Adjustments	Other Differences	Total Adjustments
2019/20	£'000	£'000	£'000	£'000
Group				
Children & Adult Services	376	2,647	(1,664)	1,359
Economic Growth & Neighbourhood Services	(9,845)	2,825	(2,386)	(9,406)
Resources	9	744	(136)	617
Other	0	454	(10)	444
Net Cost of Services	(9,460)	6,670	(4,196)	(6,986)
Other income and expenditure from the Expenditure and Funding Analysis	(19,497)	4,120	6,964	(8,413)
Difference between General fund (surplus)/deficit and Comprehensive Income and Expenditure deficit	(28,957)	10,790	2,768	(15,399)

3b Expenditure and income analysed by nature

The Council's expenditure and income is analysed as follows:	2019/20 £'000	2020/21 £'000
Expenditure		
Employee benefits expenses	73,976	73,089
Other service expenses	150,628	155,067
Depreciation, impairment & other capital charges	(576)	25,669
Interest payments	5,493	5,380
Precepts and levies	280	287
Payments to Housing Capital Receipts Pool	420	539
Amounts of non-current assets written off on disposal	1,504	6,976
Total expenditure	231,725	267,007
Income		
Fees, charges and other service income	(68,971)	(52,742)
Capital receipts	(2,218)	(7,658)
Interest and investment income	(2,433)	(1,981)
Income from council tax and business rates	(72,649)	(80,577)
Revenue grants and contributions	(86,472)	(111,734)
Capital grants and contributions	(16,673)	(14,397)
Total income	(249,416)	(269,089)
Deficit/(surplus) on the provision of services	(17,691)	(2,082)

Notes to the Financial Statements of Darlington Borough Council for Year ended 31 March 2021

4 Assumptions Made About the Future and Other Major Sources of Estimation Uncertainty

The Statement of Accounts contains estimated figures that are based on assumptions made by the Council about the future or that are otherwise uncertain. Estimates are made taking into account historical experience, current trends and other relevant factors. However, because balances cannot be determined with certainty, actual results could be materially different from the assumptions and estimates.

The items in the Council's Balance Sheet at 31 March 2021 for which there is a significant risk of material adjustment in the forthcoming financial year are as follows:

Item	Uncertainties	Effect if Actual Results Differ from Assumptions
Property, Plant and Equipment	Assets are depreciated over useful lives that are dependent on assumptions about the level of repairs and maintenance that will be incurred in relation to individual assets. The current economic climate makes it uncertain that the Council will be able to sustain its current spending on repairs and maintenance, bringing into doubt the useful lives assigned to assets.	If the useful life of assets is reduced, depreciation increases and the carrying amount of the asset falls. It is estimated that the annual depreciation charge for buildings would increase by £0.018M for every year that useful lives had to be reduced.
Pensions Liability	Estimation of the net liability of £220m to pay pensions depends on a number of complex judgements relating to the discount rate used, the rate at which salaries are projected to increase, changes in retirement ages, mortality rates and expected returns on pension fund assets. A firm of consulting actuaries is engaged to provide the Council with expert advice about the assumptions to be applied.	The effects on the net pensions liability of changes in individual assumptions can be measured. For instance, a 0.1% increase in the discount rate assumption as advised by the Actuary would result in a decrease in the pension liability of £12.020m for funded LGPS benefits. However, the assumptions interact in complex ways.
Fair Value Measurements	When the fair value of financial assets and financial liabilities cannot be measured based on quoted prices in active markets (i.e. Level 1 inputs) their fair value is measured using the following valuation techniques: For Level 2 inputs, quoted prices for similar assets or liabilities in active markets at the balance sheet date; and for Level 3 inputs, valuations based on; most recent valuations adjusted to current valuation by the use of indexation and impairment review. Where possible, the inputs to these valuation techniques are based on observable data, but where this is not possible judgement is required in establishing fair values. These judgements typically include considerations such as uncertainty and risk. Changes in assumptions could affect the fair value of the Council's assets and liabilities.	The Council uses a combination of indexation techniques, beacon valuations and discounted cash flow (DCF) models to measure the fair value of its Investment Properties, Surplus Assets and Assets Held for Sale under IFRS13 depending on which technique it considers most appropriate. The significant unobservable inputs used in the fair value measurement include management assumptions regarding rent growth, occupancy levels, floor area repairs backlogs, beacon classifications and others. Significant changes in any of the unobservable inputs would result in a significantly lower or higher fair value measurement of these areas.
Business Rates Appeals	Since the introduction of the Business Rates Retention Scheme effective from 1 April 2013, local authorities are liable for successful appeals against business rates charged to businesses in 2020/21 and earlier years in their proportionate share. Therefore, a provision has been recognised for the best estimate of the amount that businesses have been overcharged up to 31 March 2021. The estimate has been calculated using the latest Valuation Office ratings list of appeals and the analysis of successful appeals to date. The Council's share (49%) of the business rate appeals provision at this date amounted to £0.079m which is the same as the previous year. Following the 2017 revaluation a new check, challenge, appeal process has been introduced, the impact of which is highly uncertain at the present moment. A provision of £0.787m has been made for the estimated success of future appeals for losses for the period ended 31/03/21.	An increase over the forthcoming year of 10% in value of successful appeals would have the effect of adding £0.177m to the overall provision.
Arrears	At 31 March 2021, the Council had a balance of sundry debtors of £8.460m. A review of significant balances suggested that an impairment of doubtful debts of 33.17% (£2.806m) was appropriate. However, in the current economic climate it is not certain that such an allowance would be sufficient.	If collection rates were to deteriorate, a doubling of the amount of the impairment of doubtful debts wouldn't require a substantial additional amount to be set aside as an allowance, due to the current policy in place.

Notes to the Financial Statements of Darlington Borough Council for Year ended 31 March 2021

5 Adjustments Between Accounting Basis and Funding Basis Under Regulations

This note details the adjustments that are made to the total comprehensive income and expenditure recognised by the Council in the year in accordance with proper accounting practice to the resources that are specified by statutory provisions as being available to the Council to meet future capital and revenue expenditure.

2020/21	General Fund Balance £'000	Housing Revenue Account £'000	Capital Receipts Reserve £'000	Major Repairs Reserve £'000	Capital Grants Unapplied £'000
Adjustments to the Revenue Resources					
Amounts by which income and expenditure included in the Comprehensive Income and Expenditure Statement are different from revenue for the year calculated in accordance with statutory requirements:					
Pension costs (transferred from the Pensions Reserve)	(9,110)	(490)	0	0	0
Financial instruments (transferred to the Financial Instruments Adjustment Account)	273	169	0	0	0
Council tax and NDR (transfers to Collection Fund)	(9,407)	0	0	0	0
Holiday pay (transferred to the Accumulated Absences Reserve)	9	0	0	0	0
Reversal of entries included in the Surplus or Deficit on the Provision of Services in relation to capital expenditure (these items are charged to the Capital Adjustment Account)	(12,880)	(9,386)	0	0	(14,397)
Investment Funds	(469)	0	0	0	0
Total Adjustments to Revenue Resources	(31,584)	(9,707)	0	0	(14,397)
Adjustments between Revenue and Capital Resources					
Transfer of non-current asset sale proceeds from revenue to the Capital Receipts Reserve	7,658	0	(2,878)	0	0
Payments to the government housing receipts pool (funded by a transfer from the Capital Receipts Reserve)	(580)	0	580	0	0
Statutory provision for the repayment of debt (transfer from the Capital Adjustment Account)	1,140	629	0	0	0
Capital expenditure financed from revenue balances (transfer to the Capital Adjustment Account)	144	5,750	0	0	0
Total Adjustments between Revenue and Capital Resources	8,362	6,379	(2,298)	0	0
Adjustments to Capital Resources					
Use of the Capital Receipts Reserve to finance capital expenditure	0	0	3,222	0	0
Application of capital grants to finance capital expenditure	0	0	0	0	10,971
Total Adjustments to Capital Resources	0	0	3,222	0	10,971
Total Adjustments	(23,222)	(3,328)	924	0	(3,426)

2019/20 Comparative Figures	General Fund Balance £'000	Housing Revenue Account £'000	Capital Receipts Reserve £'000	Major Repairs Reserve £'000	Capital Grants Unapplied £'000
Adjustments to the Revenue Resources					
Amounts by which income and expenditure included in the Comprehensive Income and Expenditure Statement are different from revenue for the year calculated in accordance with statutory requirements:					
Pension costs (transferred from the Pensions Reserve)	(10,229)	(561)	0	0	0
Financial instruments (to/from) the Financial Instruments Adjustment Account	281	166	0	0	0
Council tax and NDR (transfers from Collection Fund)	(1,401)	0	0	0	0
Holiday pay (transferred to the Accumulated Absences Reserve)	(105)	0	0	0	0
Reversal of entries included in the Surplus or Deficit on the Provision of Services in relation to capital expenditure (these items are charged to the Capital Adjustment Account)	7,387	8,820	0	0	(16,673)
Investment Funds	(859)	0	0	0	0
Total Adjustments to Revenue Resources	(4,926)	8,425	0	0	(16,673)
Adjustments between Revenue and Capital Resources					
Transfer of non-current asset sale proceeds from revenue to the Capital Receipts Reserve	2,218	0	(2,218)	0	0
Payments to the government housing receipts pool (funded by a transfer from the Capital Receipts Reserve)	(468)	0	468	0	0
Statutory provision for the repayment of debt (transfer from the Capital Adjustment Account)	1,155	629	0	0	0
Capital expenditure financed from revenue balances (transfer to the Capital Adjustment Account)	955	7,411	0	0	0
Total Adjustments between Revenue and Capital Resources	3,860	8,040	(1,750)	0	0
Adjustments to Capital Resources					
Use of the Capital Receipts Reserve to finance capital expenditure	0	0	3,781	0	0
Application of capital grants to finance capital expenditure	0	0	0	0	16,022
Total Adjustments to Capital Resources	0	0	3,781	0	16,022
Total Adjustments	(1,066)	16,465	2,031	0	(651)

Notes to the Financial Statements of Darlington Borough Council for Year ended 31 March 2021

6 Transfers to / from Earmarked Reserves

This note sets out the amounts set aside from the General Fund and HRA balances in earmarked reserves to provide financing for future expenditure plans and the amounts posted back to earmarked reserves to meet General Fund and HRA expenditure in 2020/21.

	Balance at 31 March 2019 £'000	Transfers Out 2019/20 £'000	Transfers In 2019/20 £'000	Balance at 31 March 2020 £'000	Transfers Out 2020/21 £'000	Transfers In 2020/21 £'000	Balance at 31 March 2021 £'000
General Fund	18,346	(3,695)	3,717	18,368	0	6,397	24,765
	18,346	(3,695)	3,717	18,368	0	6,397	24,765
Earmarked Reserves:							
Balances held by schools under scheme of delegation	945	(943)	815	817	(815)	866	868
Blackwell Pensions Reserve	51	0	4	55	0	4	59
Building Control	(110)	(11)	79	(42)	(50)	77	(15)
Business Central Planned Maintenance & Other Associated Costs	0	0	1	1	0	13	14
CCG Joint Working	0	0	0	0	0	453	453
Civic Theatre Restoration Levy	(985)	(184)	0	(1,169)	0	0	(1,169)
Collection Fund Reserve	6,386	(3,909)	4,496	6,973	(13,750)	26,113	19,336
Covid Earmarked Reserve	0	0	0	0	0	1,553	1,553
Crematorium Refurbishment Fund	24	0	28	52	0	29	81
Crematorium - Mercury Abatement Reserve Fund Additional Fees	268	(2)	217	483	0	230	713
Crematorium - Mercury Abatement Reserve Fund Environmental Levy	670	(298)	92	464	(50)	96	510
Dedicated Schools Grant Reserve	(2,903)	(1,775)	153	(4,525)	0	4,525	0
Digital Apprenticeship Services Account	196	0	21	217	0	0	217
Direct Payments Contingency Reserve	237	(10)	16	243	(23)	0	220
Dolphin Centre Planned Maintenance	65	0	33	98	0	34	132
Earmarked Departmental Reserves	2,841	(2,841)	3,695	3,695	(3,695)	4,105	4,105
Eastbourne 3G Playing Pitch Sinking Fund	41	0	15	56	0	16	72
Enterprise Zone NNDR	599	(28)	199	770	(54)	199	915
Experience Darlington	171	(43)	0	128	(48)	0	80
Feethams House Planned Maintenance	0	0	0	0	0	25	25
Feethams House TVCA Reserve	0	0	0	0	(67)	0	(67)
Former Blackwell Golf Club Grounds	12	(7)	0	5	0	0	5
Futures Fund	0	(1,139)	2,937	1,798	(372)	0	1,426
Hippodrome Activity Plan	172	(43)	0	129	(5)	0	124
Hippodrome Planned Maintenance	0	0	40	40	0	41	81
ICT Infrastructure	953	(337)	0	616	0	427	1,043
IFRS9 Property Funds Fair Value	0	0	0	0	0	500	500
Insurance Fund	2,383	(125)	187	2,445	0	365	2,810
Local Development Fund Public Enquiry	80	0	0	80	0	0	80
Local Authority EU Exit Preparation	105	0	210	315	0	0	315
Performance Reward Grant Reserve	(62)	(74)	0	(136)	0	0	(136)
Morton Palms - Homes England	1,000	(703)	0	297	0	0	297
Municipal Elections Reserve	0	0	46	46	0	23	69
Organisational Headroom (Project Preparation)	90	0	0	90	0	0	90
Permit Scheme for Road & Street Works	0	(11)	0	(11)	0	4	(7)
Public Health Reserve	575	(22)	0	553	0	220	773
Redundancy & Decommissioning Reserve	787	(134)	0	653	(83)	0	570
Revenue Contribution to Capital Outlay	2,504	(5,704)	3,277	77	(145)	601	533
Revenue Grants Unapplied	3,948	(3,948)	3,654	3,654	(3,654)	4,366	4,366
Ring-fenced Planning Fees	128	0	34	162	0	44	206
Street Scene Volunteering	90	(5)	0	85	(6)	0	79
Traffic Signal Replacements Reserve	100	0	0	100	0	32	132
VAT Reserve	0	0	1,163	1,163	0	0	1,163
	21,361	(22,296)	21,412	20,477	(22,817)	44,961	42,621
Housing Revenue Account	16,675	0	3,154	19,829	0	5,323	25,152
	16,675	0	3,154	19,829	0	5,323	25,152

Notes to the Financial Statements of Darlington Borough Council for Year ended 31 March 2021

7 Other Operating Expenditure

	2019/20 £'000	2020/21 £'000
Parish Council precepts	174	179
Levies	106	108
Payments to the Government Housing Capital Receipts Pool	420	539
(Gains)/Losses on the disposal of non-current assets	(714)	(681)
Total	(14)	145

8 Officers' Remuneration

8 a) Officer Remuneration in Bands

The number of employees in each salary band whose remuneration was £50,000 or more is set out below. Calculations are based on all sums paid to or receivable by an employee and sums due by way of taxable expenses, allowances and the monetary value of any other benefits received other than in cash. Pension contributions payable by either employee or employer are excluded.

Remuneration band	2019/20				2020/21			
	Number of employees			No. of redundanc es included in total	Number of employees			No. of redundanc es included in total
	Schools	Non - schools	Total		Schools	Non- schools	Total	
£50,000 - £54,999	4	25	29	0	4	36	40	0
£55,000 - £59,999	0	6	6	0	1	8	9	0
£60,000 - £64,999	2	3	5	0	0	7	7	0
£65,000 - £69,999	0	2	2	0	2	2	4	0
£70,000 - £74,999	1	0	1	0	0	2	2	0
£75,000 - £79,999	1	1	2	0	1	0	1	0
£80,000 - £84,999	0	1	1	0	1	0	1	0
£85,000 - £89,999	0	2	2	0	0	2	2	0
£90,000 - £94,999	1	3	4	0	1	4	5	0
£95,000 - £99,999	0	2	2	0	0	1	1	0
£100,000 - £104,999	0	1	1	0	0	2	2	0
£105,000 - £109,999	0	0	0	0	0	0	0	0
£110,000 - £114,999	0	0	0	0	0	0	0	0
£115,000 - £119,999	0	0	0	0	0	0	0	0
£120,000 - £124,999	0	2	2	0	0	0	0	0
£125,000 - £129,999	0	0	0	0	0	1	1	0
£130,000 - £134,999	0	0	0	0	0	0	0	0
£135,000 - £139,999	0	0	0	0	0	0	0	0
£140,000 - £144,999	0	0	0	0	0	0	0	0
£145,000 - £149,999	0	0	0	0	0	0	0	0
£150,000 +	0	1	1	0	0	1	1	0
	9	49	58	0	10	66	76	0

N.B. Senior employees are included above and have been shown in detail below.

8 b) Disclosure of Remuneration for Senior Employees 2020/21

	Post Holder (required if salary exceeds £150,000)	Salary	Expenses Allowances	Retirement Package	Total Remuneration (excl pension contributions)	Employer pension contributions	Total Remuneration (incl pension contributions)
		£	£	£	£	£	£
Managing Director	Paul Wildsmith	155,007	0	0	155,007	29,606	184,613
Director of Economic Growth & Neighbourhood Services		126,198	0	0	126,198	24,104	150,302
Director of Children and Adult Services		119,894	0	0	119,894	22,900	142,794
Director of Public Health		100,769	0	0	100,769	13,698	114,467
Assistant Director Resources		103,238	0	0	103,238	19,718	122,956

Notes to the Financial Statements of Darlington Borough Council for Year ended 31 March 2021

Disclosure of Remuneration for Senior Employees 2019/20

	Post Holder (required if salary exceeds £150,000)	Salary	Expenses Allowances	Retirement Package	Total Remuneration (excl pension contributions)	Employer pension contributions	Total Remuneration (incl pension contributions)
		£	£	£	£	£	£
Managing Director	Paul Wildsmith	150,858	0	0	150,858	35,753	186,611
Director of Economic Growth & Neighbourhood Services		122,820	0	0	122,820	29,108	151,928
Director of Children and Adult Services		122,820	0	0	122,820	29,108	151,928
Director of Public Health		97,000	0	0	97,000	13,949	110,949
Assistant Director Resources		100,251	0	0	100,251	23,760	124,011

8 c) Exit Packages

The costs included within the exit packages table below include termination benefits, all relevant redundancy costs including compulsory and voluntary redundancy costs, pension contributions in respect of added years, ex gratia payments and other departure costs.

The numbers of exit packages with total cost per band and total cost of the compulsory and other redundancies are set out in the table below:

Exit package cost band (including special payments)	Number of compulsory redundancies		Number of other departures agreed		Total number of exit packages by cost band		Total cost of exit packages in each band	
	2019/20	2020/21	2019/20	2020/21	2019/20	2020/21	2019/20	2020/21
							£	£
£0 - £20,000	8	2	19	12	27	14	192,182	66,526
£20,001 - £40,000	0	0	0	1	0	1	0	29,855
£40,001 - £60,000	1	0	0	0	1	0	48,371	0
£60,001 - £80,000	0	0	0	1	0	1	0	66,194
£80,001 - £100,000	0	0	0	0	0	0	0	0
£100,001 - £150,000	0	0	0	0	0	0	0	0
£150,001 +	0	0	0	0	0	0	0	0
Total	9	2	19	14	28	16	240,553	162,575

9 Financing and Investment Income and Expenditure

	2019/20 £'000	2020/21 £'000
Interest payable and similar charges	5,493	5,380
Pensions interest cost and expected return on pensions assets (Note 37)	4,120	4,190
Interest receivable and similar income	(2,433)	(2,481)
Income and expenditure in relation to investment properties and changes in their fair value (Note 17)	(84)	4,431
Gains on trading operations	(852)	(682)
Property Fund changes in fair value measurement	858	470
Total	7,102	11,308

Notes to the Financial Statements of Darlington Borough Council for Year ended 31 March 2021

10 Taxation and Non Specific Grant Income

	2019/20 £'000	2020/21 £'000
Council tax income	(48,937)	(52,871)
Business rates income	(23,712)	(28,706)
Non-ringfenced government grants	(12,614)	(23,471)
Capital grants and contributions	(16,673)	(14,397)
Total	(101,936)	(119,445)

11 Material Items of Income and Expense

There are no material items of Income and Expenditure that are not disclosed elsewhere within the Statement of Accounts.

12 Trading Operations

The Council operates a number of trading operations, details of which are:

	2019/20		2020/21	
	Turnover £'000	Surplus / (Deficit) £'000	Turnover £'000	Surplus / (Deficit) £'000
Building Cleaning	600	(121)	557	(97)
Construction	6,981	476	5,569	105
Catering	1,436	295	137	(772)
Grounds Maintenance	237	2	188	(19)
Highways and Sewerage	8,709	479	5,867	9
Maintenance	5,163	433	4,705	(7)
School Meals-Best Value	655	(37)	372	(173)
Surplus on Trading Accounts	23,781	1,527	17,395	(954)

Building Cleaning - The service covers the internal cleaning of both the Council's property portfolio as well as a number of schools and academies.

Construction - Construction deals with all major building works carried out by the direct labour organisation (DLO). Works carried out is for both internal and external clients.

Catering - The catering service operates from the Dolphin Centre and provides catering and bar provision for the general public at this venue.

Grounds Maintenance - Surplus bedding plant stock grown at the Council's Nursery is sold to various external clients including local authorities and other public bodies.

Highways and Sewerage - Routine road and street lighting maintenance and other scheme works to the road network are carried out by the direct labour organisation in liaison with engineering services.

Maintenance - Day to day repairs and cyclical maintenance carried out to the Council's housing stock.

School Meals-Best Value - This service provides school meals for a number of schools and academies throughout the borough as well as providing meals for extra care homes operated by Housing Services.

13 External Audit Costs

The Council has incurred the following costs in relation to the audit of the Statement of Accounts, certification of grant claims and to non-audit services provided by the Council's external auditors:

	2019/20 £'000	2020/21 £'000
Fees payable with regard to external audit services carried out by the appointed auditor for the year	72	97
Fees payable with regard to external audit services carried out by the appointed auditor for the 19/20 year rebased		32
Fees payable for the certification of grant claims and returns for the year	10	11
Fees payable in respect of other services provided during the year	14	10
Total	96	150

Notes to the Financial Statements of Darlington Borough Council for Year ended 31 March 2021

14 Dedicated Schools Grant

The Council's expenditure on schools is funded primarily by grant monies provided by the Education and Skills Funding Agency, the Dedicated Schools Grant (DSG). DSG is ringfenced and can only be applied to meet expenditure properly included in the Schools Budget, as defined in the School Finance and Early Years (England) Regulations 2018. The Schools Budget includes elements for a range of educational services provided on an authority-wide basis and for the Individual Schools Budget (ISB), which is divided into a budget share for each school/nursery provider.

Details of the deployment of DSG receivable for 2020/21 are as follows:

	Central Expenditure £'000	ISB £'000	Total £'000
Final DSG for 2020/21 before Academy and high needs recoupment			91,487
Academy & high needs recoupment recouped 2020/21			(67,454)
Total DSG after academy & high needs recoupment for 2020/21			24,033
Final Early Years Adjustment 2019/20 (DSG adjusted 2020/21)			(95)
Sub-total			23,938
Plus Brought Forward from 2019/20			(4,525)
Carry Forward to 2021/22 agreed in advance			0
Final DSG for distribution in 2020/21			19,413
Agreed initial budget distribution in 2019/20 (note a)	11,366	79,835	91,201
In Year Adjustments (note b)	(5,025)	(66,763)	(71,788)
Final budget distribution for 2020/21	6,341	13,072	19,413
Less actual central expenditure	12,061	0	12,061
Less Actual ISB deployed to Schools	0	12,585	12,585
Carry Forward to 2021/22	(5,720)	487	(5,233)

Notes:

a. Initial budget allocation, based on indicative DSG allocation received December 2019.

b. Includes carry forward from 2019/20 and 2020/21 in year DSG adjustments included within the final DSG allocation, e.g. high needs export/imports, recoupment, and early years adjustments. Excludes the final 2020/21 Early Years adjustment to be received November 2021.

15 Short Term Provisions

	NNDR Appeals £'000	Other Provisions £'000	Total £'000
Balance at 1 April 2020	(866)	(1,700)	(2,566)
Additional Provisions made in 2020/21	0	0	0
Amounts Settled in 2020/21	0	0	0
Unused amounts reversed in 2020/21	0	0	0
Balance at 31 March 2021	(866)	(1,700)	(2,566)

NNDR appeals - A provision was created for potential outstanding appeals against NNDR ratings that should be settled in the next year. The provision is a requirement due to the change in legislation in the distribution of income of the new Business Rates Retention scheme as it used to be the responsibility of Central Government.

There is a provision of £1.700m that was created in 2019/20 to offset a potential repayment to HMRC.

Notes to the Financial Statements of Darlington Borough Council for Year ended 31 March 2021

16 Property, Plant and Equipment

Movements in 2020/21:	Council Dwellings	Other Land and Buildings	Vehicles, Plant, Furniture & Equipment	Infrastructure Assets	Community Assets	Assets Under Construction	Surplus	Total Property, Plant & Equipment	PFI Assets Included in Property, Plant & Equipment
	£'000	£'000	£'000	£'000	£'000	£'000	£'000	£'000	£'000
Cost or Valuation									
At 1 April 2020	175,927	106,710	30,362	116,641	8,236	17,563	60	455,499	8,668
Additions	6,883	10,110	52	7,646	0	744	0	25,435	18
Accumulated depreciation & impairment Written Off to Gross Carrying Amount	(2,164)	(1,051)	0	0	0	0	0	(3,215)	0
Revaluation increase recognised in the Revaluation Reserve	(842)	(1,843)	0	0	112	0	0	(2,573)	0
Revaluation increases / (decreases) recognised in the Deficit on the Provision of Services	(7,251)	(7,935)	0	(5)	(19)	0	0	(15,210)	0
Derecognition - disposals	(1,182)	(6,254)	(648)	(2)	0	0	0	(8,086)	0
Assets reclassified to/from Held for Sale	0	280	0	0	0	0	0	280	0
Assets reclassified to/from Investment Properties	0	502	0	0	0	(8,547)	0	(8,045)	0
Other movements in cost or valuation	285	(9,572)	0	3	0	9,283	0	(1)	0
At 31 March 2021	171,656	90,947	29,766	124,283	8,329	19,043	60	444,084	8,686
Accumulated Depreciation and Impairment									
At 1 April 2020	163	2,505	17,494	29,483	157	31	12	49,845	428
Depreciation charge	1,911	1,297	1,205	3,562	0	0	0	7,975	173
Depreciation written out to the Deficit on the Provision of Services	(1,902)	(476)	0	0	0	0	0	(2,378)	0
Impairment losses recognised in the Revaluation Reserve	49	17	0	0	0	0	0	66	0
Impairment reversals recognised in the Deficit on the Provision of Services	(48)	94	0	770	0	0	0	816	0
Derecognition - disposals	0	(462)	(648)	(1)	0	0	0	(1,111)	0
At 31 March 2021	173	2,975	18,051	33,814	157	31	12	55,213	601
Net book value									
at 31 March 2021	171,483	87,972	11,715	90,469	8,172	19,012	48	388,871	8,085
at 31 March 2020	175,764	104,205	12,868	87,158	8,079	17,532	48	405,654	8,240

Notes to the Financial Statements of Darlington Borough Council for Year ended 31 March 2021

Comparative Movements in 2019/20	Council Dwellings	Other Land and Buildings	Vehicles, Plant, Furniture & Equipment	Infrastructure Assets	Community Assets	Assets Under Construction	Surplus	Total Property, Plant & Equipment	PFI Assets Included in Property, Plant & Equipment
	£'000	£'000	£'000	£'000	£'000	£'000	£'000	£'000	£'000
Cost or Valuation									
At 1 April 2019	153,176	104,292	32,168	106,617	9,243	8,675	62	414,233	8,396
Additions	11,238	3,862	159	10,024	0	8,889	0	34,173	37
Accumulated depreciation & impairment Written Off to Gross Carrying Amount	(3,177)	(1,074)	0	0	(49)	0	0	(4,300)	(299)
Revaluation increase recognised in the Revaluation Reserve	4,149	397	0	0	(12)	0	(1)	4,533	534
increases/(decreases) recognised in the Deficit on the Provision of Services	12,008	(725)	0	0	(946)	0	(1)	10,336	0
Derecognition - disposals	(1,467)	(42)	(1,965)	0	0	0	0	(3,474)	0
At 31 March 2020	175,927	106,710	30,362	116,641	8,236	17,563	60	455,499	8,668
Accumulated Depreciation and Impairment									
At 1 April 2019	154	2,097	18,225	26,489	206	31	12	47,214	592
Depreciation charge	2,891	1,285	1,230	2,974	0	0	0	8,380	147
Depreciation written out to the Surplus on the Provision of Services	(2,882)	(1,068)	0	0	0	0	0	(3,950)	(311)
Impairment losses recognised in the Revaluation Reserve	8	0	0	0	0	0	0	8	0
Impairment reversals recognised in the Surplus on the Provision of Services	(8)	199	0	20	(49)	0	0	162	0
Derecognition - disposals	0	(8)	(1,961)	0	0	0	0	(1,969)	0
At 31 March 2020	163	2,505	17,494	29,483	157	31	12	49,845	428
Net book value									
at 31 March 2020	175,764	104,205	12,868	87,158	8,079	17,532	48	405,654	8,240
at 31 March 2019	153,022	102,195	13,943	80,128	9,037	8,644	50	367,019	7,804

Depreciation

The following useful lives and depreciation rates have been used in the calculation of depreciation:

- Council Dwellings - 60 years.
- Other Land and Buildings - over the life of the property as estimated by the valuer. As an indication the majority buildings are depreciated over 60 years, car parks for 20 years and Community Assets have indefinite lives;
- Vehicles, Furniture & Equipment - typically between 2 and 15 years
- Plant - over the life of the asset as estimated by the valuer
- Infrastructure Assets - typically 30 years

Revaluations

The Council carries out a rolling programme that ensures that all Property, Plant and Equipment required to be measured at fair value is revalued at least every five years.

All valuations were carried out by Align Property Partners, of Northallerton, North Yorkshire DL6 2YD with valuations of land and buildings carried out in accordance with the methodologies and bases for estimation set out in the professional standards of the Royal Institution of Chartered Surveyors. Valuations of vehicles, plant, furniture and equipment are based on current prices where there is an active second-hand market or latest list prices adjusted for the condition of the asset.

Notes to the Financial Statements of Darlington Borough Council for Year ended 31 March 2021

The outbreak of COVID-19, declared by the World Health Organisation as a "Global Pandemic" on the 11 March 2020, has impacted global financial markets, and market activity is being impacted in many sectors. At the valuation date, it is considered that less weight can be attached to previous market evidence for comparison purposes to inform opinions of value. The current response to COVID-19 has led to an unprecedented set of circumstances on which to base a judgement. The valuations are therefore reported on the basis of 'material valuation uncertainty' as per VPS 3 and VPGA 10 of the RICS Red Book Global. Consequently, less certainty, and a higher degree of caution, should be attached to the valuations than would normally be the case.

The significant assumptions applied in estimating the fair values are:

- The estimated amount for which a property should exchange on the date of valuation;
- Completion is not unduly delayed with vacant possession;
- The transaction is between a willing buyer and a willing seller;
- The transaction is at arms length with the parties acting knowledgeably, prudently and without compulsion;
- Prior to exchange the property was the subject of proper marketing; and
- The potential for an increase in value as a result of an alternative use is recognised (not applicable for assets valued by Existing Use).

	Council Dwellings £'000	Other Land and Buildings £'000	Vehicles, Plant, Furniture & Equipment £'000	Infrastructure Assets £'000	Community Assets £'000	Assets Under Construction £'000	Surplus £'000	Total Property, Plant & Equipment £'000	PFI Assets Included in Property, Plant & Equipment £'000
Carried at historical cost	0	1,863	11,715	90,469	8,172	19,012	48	131,280	1,304
valued at fair value as at:									
31 March 2021	171,482	18,229	0	0	0	0	0	189,711	6,781
31 March 2020	0	6,467	0	0	0	0	0	6,467	
31 March 2019	0	12,947	0	0	0	0	0	12,947	
31 March 2018	0	19,575	0	0	0	0	0	19,575	
31 March 2017	0	28,891	0	0	0	0	0	28,891	
Total Cost or Valuation	171,482	87,972	11,715	90,469	8,172	19,012	48	388,871	8,085

Capital Commitments

At 31 March 2021 the Council had entered into a number of contracts for the construction or enhancement of Property, Plant and Equipment that were budgeted to cost £24,598m in future years, of which £3.749m will be funded from grant, £12,046m from the Housing Revenue Account, £8.403m to be prudentially borrowed and £0.400m from corporate resources. Similar commitments at 31 March 2020 were £31.800m. The commitments at 31 March 2021 are:

Scheme	Total Estimate £'000
Housing - new build	13,385
Housing - various other enhancements including heating replacement, internal planned maintenance & roofing	7,064
School condition allocations	142
Highway maintenance	1,689
Integrated Transport	886
Pothole Action Fund	95
Disabled Facilities	937
Capitalised Repairs	250
Other	150
	<u>24,598</u>

Notes to the Financial Statements of Darlington Borough Council for Year ended 31 March 2021

17 Investment Properties

The following items of income and expense have been accounted for in the Financing and Investment Income and Expenditure line in the Comprehensive Income and Expenditure Statement:

	2019/20 £'000	2020/21 £'000
Rental income from investment property	722	688
Direct operating expenses arising from investment property	(124)	(327)
Net gain	598	361

There are no restrictions on the Council's ability to realise the value inherent in its investment property or on the Council's right to the remittance of income and the proceeds of disposal. The Council has no contractual obligations to purchase, construct or develop investment property or repairs, maintenance or enhancement.

The following table summarises the movement in the fair value of investment properties over the year:

	2019/20 £'000	2020/21 £'000
Balance at start of the year	8,639	8,293
Additions:		
Purchases	0	0
Subsequent Expenditure	36	262
Disposals	0	0
Net loss from fair value adjustments	(383)	(4,793)
Transfers from Property, Plant and Equipment	1	8,045
Adjustment due to historic imbalance	0	0
Balance at end of the year	8,293	11,807

Fair Value Hierarchy

All the Council's investment portfolio has been assessed as level 3 for valuation purposes.

18 Heritage Assets

Reconciliation of the Carrying Value of Heritage Assets Held by the Council

	Art Collection £'000	Civic Regalia £'000	Railway Museum £'000	Total Assets £'000
Cost or Valuation 1 April 2019	758	565	2,160	3,483
Additions	333	(47)	(1,430)	(1,144)
31 March 2020	1,091	518	730	2,339
Cost or Valuation 1 April 2020	1,091	518	730	2,339
Additions / (Reductions)	0	0	0	0
31 March 2021	1,091	518	730	2,339

The Council holds a range of heritage assets comprising the Borough Art Collection, the Railway Museum Collection and various pieces of Civic Regalia. The Art Collection was valued by an external valuer in 19/20 at £1.091m. The Civic Regalia was valued by an external valuer in 19/20 at £0.518m. External valuations are reviewed periodically. The Railway Museum Collection is reported in the balance sheet at insurance valuation (based on market values) at £0.730m and is updated annually. In addition, the Council has on loan certain items from the National Railway Museum with an insurance valuation of £1.100m. Because of the nature of the loan agreement these assets are not included within the Council's Balance Sheet. The Council's heritage asset holdings are substantially static with low numbers of acquisitions or donations and no recent disposals.

Notes to the Financial Statements of Darlington Borough Council for Year ended 31 March 2021

Further information

Darlington Borough Art Collection is a collection of artworks with a large variety of subject matter, medium and style. The collection spans over 150 years and features work by local, national and international artists and it has been acquired over many years through donation, bequest and purchase. More details can be found on the Council's website.

The Council owns over 150 items of Civic Regalia ranging from dinner and silverware to the Chains of Office.

The Railway Museum's existing collections are mostly limited to material illustrating the development and operation of railways in North East England. Although regional in scope, in some areas they are of national importance because of their association with the Stockton & Darlington Railway. Exhibits include a locomotive, wagons, archives, maps, photographs and models/toys. Further information about the collection can be obtained from the Council's website.

19 Impairment Losses

During 2020/21, the Council has recognised impairment losses of £1.718m (£0.519m in 2019/20) in relation to its land and buildings.

Where impairment losses are identified, they are initially set against any accumulated gains for each asset held in the Revaluation Reserve. Losses arising from impairments that cannot be absorbed by accumulated revaluation gains are charged to service lines in the Comprehensive Income and Expenditure Statement.

Impairments have been charged as follows:

	31 March 2020 £'000	31 March 2021 £'000
Comprehensive Income and Expenditure Statement		
- Economic Growth & Neighbourhood Services & Resources	519	1,718
	519	1,718

20 Inventories

	Consumable Stores		Maintenance Materials		Client Services Work In Progress		Total	
	2019/20 £'000	2020/21 £'000	2019/20 £'000	2020/21 £'000	2019/20 £'000	2020/21 £'000	2019/20 £'000	2020/21 £'000
Balance at start of year	147	151	519	134	13	1	679	286
Purchases	1,084	948	1,033	744	0	0	2,117	1,692
Recognised as an expense in the year	(1,080)	(940)	(1,418)	(513)	(12)	(15)	(2,510)	(1,468)
Balance at year-end	151	159	134	365	1	(14)	286	510

21 Pooled Budgets

The Better Care Fund (BCF) has been established by the Government to support the introduction of a fully integrated health and social care system. Section 75 of the National Health Services Act 2016 gives powers to Local Authorities and Clinical Commissioning Groups (CCG) to establish and maintain pooled funds to support the outcomes of the BCF.

The Council has entered into a pooled budget arrangement with Darlington Clinical Commissioning Group for the provision of health and social care services to meet the needs of the population of the borough of Darlington. The services being commissioned or provided by the Council or Darlington CCG depend upon the needs of the service recipient. The Council and Darlington CCG has an ongoing Section 75 agreement in place for funding these services and this is reviewed annually.

Notes to the Financial Statements of Darlington Borough Council for Year ended 31 March 2021

	2019/20 £'000	2020/21 £'000
Revenue Funding provided to the Pooled Budget		
Darlington Borough Council	78	81
Better Care Funding	2,552	2,688
Darlington Clinical Commissioning Group	475	486
	3,105	3,255
Expenditure met from the Pooled Budget		
Darlington Borough Council	78	81
Better Care Funding	2,027	2,002
Darlington Clinical Commissioning Group	346	420
	2,451	2,503
Net (deficit)/surplus arising on the Pooled Budget during the year	654	752
The Revenue surplus has been carried forward to be funded from 2020/21 commitments within the BCF.		
Capital Funding provided to the Pooled Budget		
Better Care Funding	937	1,063
Expenditure	0	0
Net Surplus arising on the Pooled Budget during the year	937	1,063

22 Short Term Debtors

	As at 31 March 2020 £'000	As at 31 March 2021 £'000
Central government bodies	1,190	10,843
Other local authorities	3,004	1,742
NHS bodies	647	287
Other Entities and Individuals	19,216	26,028
Payments in Advance	2,405	920
Provision for Bad and Doubtful Debts	(6,324)	(6,978)
	20,138	32,842

23 Cash and Cash Equivalents

The balance of cash and cash equivalents is made up of the following elements:

	As at 31 March 2020 £'000	As at 31 March 2021 £'000
Cash held by the Council	161	160
Bank current accounts / (Overdraft)	(5,698)	(2,232)
Short-term deposits	21,800	11,400
Total cash and cash equivalents	16,263	9,328

24 Short Term Creditors

	As at 31 March 2020 £'000	As at 31 March 2021 £'000
Central government bodies	(3,541)	(13,883)
Other local authorities	(2,031)	(1,987)
NHS bodies	(483)	(90)
Other entities and individuals	(26,028)	(34,700)
Total	(32,083)	(50,660)

Notes to the Financial Statements of Darlington Borough Council for Year ended 31 March 2021

25 Long Term Provisions

	Other £'000	Total £'000
Balance at 1 April 2020	(1,089)	(1,089)
Additional provisions made in 2020/21	(11)	(11)
Amounts used in 2020/21	119	119
Unused amounts reversed in 2020/21	0	0
Balance at 31 March 2021	(981)	(981)

Insurance Provision - The Council insures against the risk of claims in respect of personal injury and property loss. These risks are insured externally, however there is a £50,000 excess in respect of each and every claim on the liability policy. The balance of £981,418 on this account represents claims made and still outstanding as at 31 March 2021 which are within these excesses.

26 Leases

Council as Lessee

- Finance Leases

The Council currently has one finance lease but the fair value as determined by the external valuer is deemed to be nominal and is recognised as Property, Plant and Equipment on the Council's Balance Sheet. It has an annual lease payment of £2,326.

- Operating Leases

The Council has acquired vehicles, furniture and equipment under operating leases. Payments made during the year in respect of these leases amount to £0.662m (£0.558m in 2019/20).

The future minimum lease payments due under non-cancellable leases in future years are:

	31 March 2020 £'000	31 March 2021 £'000
Not later than 1 year	464	458
Later than 1 year and not later than 5 years	845	1,051
Later than 5 years	85	126
	1,394	1,635

There are no contingent rents payable in respect of the leases.

The Council has not sub-let any of the vehicles, furniture and equipment under these operating leases.

Council as Lessor

- Finance Leases

The Council does not have any leases categorised as Finance Leases in its capacity as Lessor.

- Operating Leases

The Council leases various Land and Buildings to third parties under operating leases. The leases are primarily to provide suitable affordable accommodation for local businesses but also includes the lease of buildings that enable the delivery of community services such as Community Centres. During 2020/21 £0.655m (£0.621m in 2019/20) was received by the Council in relation to these leases.

The future minimum lease payments receivable under non-cancellable leases in future years

	31 March 2020 £'000	31 March 2021 £'000
Not later than 1 year	615	648
Later than 1 year and not later than 5 years	1,462	1,487
Later than 5 years	6,609	5,702
	8,686	7,837

The minimum lease payments do not include rents that are contingent on events taking place after the lease was entered into, such as adjustments following rent reviews.

Notes to the Financial Statements of Darlington Borough Council for Year ended 31 March 2021

27 Contingent Liabilities

At 31 March 2021, the Council had the following contingent liabilities:

During 1992/93 Municipal Mutual Insurance (MMI) ceased accepting new business. MMI and its policyholders, including local authorities, have established a Scheme of Arrangement for the orderly run down of the company. MMI's future liabilities under its old policies cannot be fully quantified until all of the claims, current and yet to be made, have been settled. There is a Scheme of Arrangement in place that if MMI does not have enough assets to meet the claims and liabilities it can clawback from major policy holders part of the claims paid from October 1993.

This scheme was triggered in November 2012 and Darlington Borough Council has paid £0.236m up to 31st March 2021. This represents 25% of claims paid by MMI excluding the first £0.050m of claims. During 2018/19 the Council commissioned a further actuarial report from a firm of advisors, independent of MMI, who estimate at this time that the clawback amount could be as much as 50% of all claims excluding the first £50,000, this could be as much as £0.472m. As a result the Council has a contingent liability of £0.236m, this being the 50% that the Council could be liable for less the amount paid over to MMI to date (£0.236m).

Furthermore, the Council will be liable for 25% of all new claims that have been incurred but not yet been reported but this could increase to 50% of all new claims, therefore, a figure for this contingent liability is unknown at this time. It is intended that further Actuarial reports will be commissioned on a regular basis.

Darlington is one of a consortium of partners, forming a Community Interest Company (CIC) Achieving Real Change for Communities (ARCC). The ARCC is a CIC without shareholdings supported by Darlington and 8 other organisations. There is a Deed of Guarantee in place of £14.120m in the event of significant failures in performance of which Darlington's potential liability is £2.450m rising to £3.530m in the unlikely event of failure by the private guarantors to meet their obligations.

28 Usable Reserves

Movements in the Council's usable reserves are detailed in the Movement in Reserves Statement.

	31 March 2020 £'000	31 March 2021 £'000
General Fund	18,368	24,765
Earmarked Reserves	16,006	37,387
Housing Revenue Account	19,829	25,152
Schools Revenue Balances	817	868
Revenue Grant Unapplied	3,654	4,366
Capital Receipts Reserve	1,587	662
Capital Grants Unapplied	18,564	21,991
Total Usable Reserves	78,825	115,191

General Fund - Resources available to meet future running costs for services other than council housing.

Earmarked reserves - are shown in Note 6 and are resources set aside for future spending plans.

Housing Revenue Account - Resources available to meet future running costs for social housing.

Schools Revenue Balances - Surplus balances of locally managed schools which are committed to be spent on the education service.

Revenue Grant Unapplied - The balance is in respect of revenue grants that have been recognised as income in the Comprehensive Income and Expenditure Statement, but the expenditure to be financed from the grant has not been incurred at the Balance Sheet date.

Capital Receipts Reserve - Proceeds of non-current asset sales available to meet future capital investment.

Capital Grants Unapplied - The balance is in respect of capital grants that have been recognised as income in the Comprehensive Income and Expenditure Statement, but the expenditure to be financed from the grant has not been incurred at the Balance Sheet date.

Notes to the Financial Statements of Darlington Borough Council for Year ended 31 March 2021

29 Unusable Reserves

	31 March 2020 £'000	31 March 2021 £'000
Revaluation Reserve	40,139	36,834
Capital Adjustment Account	171,025	156,885
Financial Instruments Revaluation Reserve	(1,421)	(1,890)
Financial Instruments Adjustment Account	(17,334)	(16,892)
Pensions Reserve	(186,740)	(219,830)
Deferred Capital Receipts Reserve	0	4,780
Collection Fund Adjustment Account	(1,667)	(11,074)
Accumulated Absences Account	(611)	(602)
Dedicated Schools Grant Adjustment Account	0	(5,233)
Total Unusable Reserves	3,391	(57,022)

Revaluation Reserve

The Revaluation Reserve contains the gains made by the Council arising from increases in the value of its Property, Plant and Equipment. The balance is reduced when assets with accumulated gains are:

- revalued downwards or impaired and the gains are lost,
- used in the provision of services and the gains are consumed through depreciation, or
- disposed of and the gains are realised.

The Reserve contains only revaluation gains accumulated since 1 April 2007, the date that the Reserve was created. Accumulated gains arising before that date are consolidated into the balance on the Capital Adjustment Account.

	2019/20 £'000	2020/21 £'000
Balance at 1 April	37,268	40,139
Upward revaluation of assets	7,126	2,394
Downward revaluation of assets and impairment losses not charged to the Deficit/(surplus) on the Provision of Services	(3,745)	(5,181)
Surplus on revaluation of non-current assets not posted to the Deficit/(surplus) on the Provision of Services	3,381	(2,787)
Difference between fair value depreciation and historical cost depreciation	(466)	(490)
Accumulated gains on assets sold or scrapped	(44)	(28)
Amount written off to the Capital Adjustment Account	(510)	(518)
Balance at 31 March	40,139	36,834

Capital Adjustment Account (CAA)

The CAA absorbs the timing differences arising from the different arrangements for accounting for the consumption of non-current assets for financing and acquisition, construction or enhancement of those assets under statutory provisions. The CAA is debited with the cost of acquisition, construction or enhancement as depreciation, impairment losses and amortisation are charged to the Comprehensive Income and Expenditure Statement (with reconciling postings from the Revaluation Reserve to convert fair value figures to a historical cost basis). The CAA is credited with the amounts set aside by the Council as finance for the costs of acquisition, construction and enhancement. The CAA contains accumulated gains and losses on Investment Properties and gains recognised on donated assets that have yet to be consumed by the Council. The CAA also contains revaluation gains on accumulated Property, Plant and Equipment before 1 April 2007, the date that the Revaluation Reserve was created to hold such gains. Note 5 provides details of the source of all transactions posted to the CAA, apart from those involving the Revaluation Reserve.

Notes to the Financial Statements of Darlington Borough Council for Year ended 31 March 2021

	2019/20 £'000	2020/21 £'000
Balance at 1 April	141,028	171,025
Reversal of items relating to capital expenditure debited or credited to the Comprehensive Income and Expenditure Statement:		
Charges for depreciation and impairment of non-current assets	(8,892)	(9,627)
Revaluation losses on Property, Plant and Equipment	(8,485)	(16,998)
Revaluation gains used to reverse previous revaluation losses	18,818	1,788
Revenue expenditure funded from capital under statute	(818)	(740)
Capital Expenditure classed as De-minimis	(48)	(92)
Amounts of non-current assets written off on disposal or sale as part of the gain/loss on disposal to the Comprehensive Income and Expenditure Statement.	(1,460)	(6,948)
	(885)	(32,617)
Adjusting amount written out of the Revaluation Reserve	466	637
Net written out amount of the cost of non-current assets consumed in the year	(419)	(31,980)
Capital financing applied in the year:		
Use of the Capital Receipts Reserve to finance new capital expenditure	3,780	3,222
Use of the Major Repairs Reserve to finance new capital expenditure	0	0
Capital grants and contributions credited to the CIES that have been applied to capital financing	845	776
Application of grants to capital financing from the Capital Grants Unapplied Account	16,022	10,971
Statutory provision for the financing of capital investment charged against the General Fund and HRA balances	1,784	1,769
Capital expenditure charged against the General Fund and HRA balances	8,367	5,895
	30,798	22,633
Movements in the market value of Investment Properties debited or credited to the Comprehensive Income and Expenditure Statement	(382)	(4,793)
Balance at 31 March	171,025	156,885

Financial Instruments Revaluation Reserve

The Financial Instruments Revaluation Reserve contains the gains made by the Council arising from increases in the value of its investments that are measured at fair value through other comprehensive income. The balance is reduced when instruments with accumulated gains are revalued downwards or impaired and the gains are lost or disposed of and gains are realised.

	2019/20 £'000	2020/21 £'000
Balance at 1st April	0	(1,421)
Transfer from Available-for-Sale Financial Instrument Reserve	0	0
Reversal of 2017/18 Pooled Investment Funds	0	0
Surplus on revaluation of Financial Instrument Revaluation Reserve	0	(1,421)
Financial Instruments held under Fair Value through Profit and Loss subject to MHCLG Statutory Over-ride *	(1,421)	(469)
Balance at 31st March	(1,421)	(1,890)

* The Ministry for Housing, Communities and Local Government (MHCLG) introduced a statutory over-ride to protect the General Fund balance from any fluctuations in fair value movements in quoted investment funds. The Council has 3 such property funds, namely CCLA, Hermes and Lothbury. This over-ride expires on 31 March 2023 and unless extended, all fair value movements will then impact upon the General Fund balance.

Notes to the Financial Statements of Darlington Borough Council for Year ended 31 March 2021

Financial Instruments Adjustment Account

The Financial Instruments Adjustment Account absorbs the timing differences arising from the different arrangements for accounting for income and expenses relating to certain financial instruments and for bearing losses or benefiting from gains per statutory provisions. The Council uses the Account to manage premiums paid on the early redemption of loans. Premiums are debited to the Comprehensive Income and Expenditure Statement when they are incurred, but reversed out of the General Fund Balance to the Account in the Movement in Reserves Statement. Over time, the expense is posted back to the General Fund Balance in accordance with statutory arrangements for spreading the burden on council tax. In the Council's case, this period is the unexpired term that is outstanding on the loans when they were redeemed. As a result, the balance on the Account at 31 March 2020 will be charged to the General Fund over the next 42 years.

	2019/20 £'000	2020/21 £'000
Balance at 1 April	(17,781)	(17,334)
Premiums incurred in the year and charged to the Comprehensive Income and Expenditure Statement	0	0
Proportion of premiums incurred in previous financial years to be charged against the General Fund in accordance with statutory requirements	447	442
Balance at 31 March	(17,334)	(16,892)

Pensions Reserve

The Pensions Reserve absorbs the timing differences arising from the different arrangements for accounting for post employment benefits and for funding benefits in accordance with statutory provisions. The Council accounts for post employment benefits in the CIES as the benefits are earned by employees accruing years of service, updating the liabilities recognised to reflect inflation, changing assumptions and investment returns on any resources set aside to meet the costs. However, statutory arrangements require benefits earned to be financed as the Council makes employer's contributions to pension funds or eventually pays any pensions for which it is directly responsible. The debit balance on the Pensions Reserve therefore shows a substantial shortfall in the benefits earned by past and current employees and the resources the Council has set aside to meet them. The statutory arrangements will ensure that funding will have been set aside by the time the benefits come to be paid.

	2019/20 £'000	2020/21 £'000
Balance at 1 April	(175,650)	(186,740)
Actuarial (losses) / gains on pensions assets and liabilities	(300)	(23,490)
Reversal of items relating to retirement benefits debited or credited to the Surplus or Deficit on the Provision of Services in the Comprehensive Income and Expenditure Statement	(18,280)	(18,410)
Employer's pension contributions and direct payments to pensioners payable in the year	7,490	8,810
Balance at 31 March	(186,740)	(219,830)

Deferred Capital Receipts Reserve

The Deferred Capital Receipts Reserve holds the gains recognised on the disposal of non-current assets but for which cash settlement has yet to take place. Under statutory arrangements, the Council does not treat these gains as usable for financing new capital expenditure until they are backed by cash receipts. When the deferred cash settlement eventually takes place, amounts are transferred to the Capital Receipts Reserve.

	2019/20 £000	2020/21 £000
Balance at 1 April	0	0
Transfer of deferred sale proceeds credited as part of the gain/loss on disposal to the Comprehensive Income and Expenditure Statement	0	4,780
Transfer to the Capital Receipts Reserve upon receipt of cash	0	0
Balance at 31 March	0	4,780

Notes to the Financial Statements of Darlington Borough Council for Year ended 31 March 2021

Collection Fund Adjustment Account

The Collection Fund Adjustment Account manages the differences arising from the recognition of council tax and non-domestic rates income in the Comprehensive Income and Expenditure Statement (CIES) as it falls due from council tax payers and business rates payers compared with the statutory arrangements for paying across to the General Fund from the Collection Fund.

	2019/20 £'000	2020/21 £'000
Balance at 1 April	(266)	(1,667)
Amount by which council tax and non-domestic rates income credited to the CIES is different from council tax and non-domestic rates income calculated for the year in accordance with statutory requirements	(1,401)	(9,407)
Balance at 31 March	(1,667)	(11,074)

Accumulated Absences Account

The Accumulated Absences Account absorbs the differences that would otherwise arise on the General Fund Balance from accruing for compensated absences earned but not taken in the year, for example, annual leave entitlement carried forward at 31 March. Statutory arrangements require that the impact on the General Fund Balance is neutralised by transfers to or from the Account.

	2019/20 £'000	2020/21 £'000
Balance at 1 April	(506)	(611)
Settlement or cancellation of accrual made at the end of the preceding year	506	611
Amounts accrued at the end of the current year	(611)	(602)
Amount by which officer remuneration charged to the Comprehensive Income and Expenditure Statement on an accruals basis is different from remuneration chargeable in the year in accordance with statutory requirements	(611)	(602)
Balance at 31 March	(611)	(602)

Dedicated Schools Grant (DSG) Adjustment Account

On the 6 November 2020, the Secretary of State for the Ministry of Housing, Communities and Local Government laid before Parliament a statutory instrument (the instrument) to amend The Local Authorities (Capital Finance and Accounting) Regulations (the 2003 Regulations). The provisions came into effect from 29 November 2020.

The instrument amends the 2003 Regulations by establishing new accounting practices in relation to the treatment of local authorities' schools budget deficits such that where the Council has a deficit on its schools budget relating to its accounts for a financial year beginning on 1 April 2020, 1 April 2021 or 1 April 2022, it must not charge the amount of that deficit to a revenue account. The Council must record any such deficit in a separate account established solely for the purpose of recording deficits relating to its school's budget. The new accounting practice has the effect of separating schools budget deficits from the Councils' general fund for a period of three financial years.

This issue can only be fully resolved by closing the deficits. Therefore, the accounting treatment introduced by this regulation is limited to the financial reporting periods 2020/21, 2021/22 and 2022/23 to provide time for Government and the Council to look at budgetary and financial management strategies to reduce the deficit.

	2019/20 £'000	2020/21 £'000
Balance at 1st April	0	0
DSG opening balance	0	(4,525)
Restated Opening Balance	0	(4,525)
In year DSG over/(under) spend		(708)
Balance at 31st March	0	(5,233)

Notes to the Financial Statements of Darlington Borough Council for Year ended 31 March 2021

30 Capital Expenditure and Capital Financing

The total amount of capital expenditure incurred in the year is shown in the table below (including the value of assets acquired under finance leases and PFI/PP contracts), together with the resources that have been used to finance it. Where capital expenditure is to be financed in future years by charges to revenue as assets are used by the Council, the expenditure results in an increase in the Capital Financing Requirement (CFR), a measure of the capital expenditure incurred historically by the Council that has yet to be financed. The CFR is analysed in the second part of this note.

	2019/20 £'000	2020/21 £'000
Opening Capital Financing Requirement	207,347	219,488
Capital Investment		
Property, Plant and Equipment	34,172	25,434
Investment Properties	36	262
Long Term Debtors	7,865	3,501
Revenue Expenditure Funded from Capital Under Statute	818	740
Other	48	92
Sources of Finance		
Capital receipts	(3,780)	(3,222)
Repayment of JV loans	0	(6,200)
Government grants and other contributions	(16,867)	(11,747)
Sums set aside from revenue:		
Direct revenue contributions	(8,367)	(5,894)
MRP/loans fund principal	(629)	(629)
Deferred liabilities movement	(1,155)	(1,140)
Closing Capital Financing Requirement	219,488	220,685
Explanation of movements in year		
Minimum Revenue Provision (MRP)	(1,784)	(1,768)
Increase in underlying need to borrowing (unsupported by government financial assistance)	13,925	2,965
Increase in Capital Financing Requirement	12,141	1,197

Notes to the Financial Statements of Darlington Borough Council for Year ended 31 March 2021

31 Grant Income

The Council credited the following grants, contributions and donations to the Comprehensive Income and Expenditure Statement in 2020/21:

	2019/20 £'000	2020/21 £'000
Credited to Taxation and Non Specific Grant Income		
Business Rates Reliefs	0	16,320
Capital Grants and Contributions	16,673	15,173
Covid-19 LA Support Grant	3,306	8,682
Local Authority Top Up Grant	7,180	7,590
Adult Social Care Grant	4,711	7,308
Revenue Support Grant	3,556	3,614
Local Tax Income Guarantee	0	3,453
Additional Restrictions Grant	0	3,085
Business Rates Relief S31 Grant	2,844	2,804
Sales, Fees & Charges Support Grant	0	1,991
Council Tax Hardship Fund	0	1,306
New Homes Bonus	1,713	1,286
Local Authority Discretionary Grant Fund	0	1,214
Community Mass Testing Funding	0	630
Covid Winter Grant Scheme	0	492
Self Isolation Payments - Discretionary Scheme	0	218
Business Grants Administration	0	170
Clinically Extremely Vulnerable Support	0	165
LA Emergency Assistance Grant for Food & Essential Supplies	0	135
NNDR3 2019-20 Reconciliation	0	119
LA EU Exit Preparation Grant	210	0
Levy Account Surplus Grant	77	0
Other	331	452
Sub-total	40,601	76,207
Credited to Services		
Rent Allowances and Rent Rebates	28,320	27,438
Dedicated Schools Grant (DSG)	23,517	23,938
Public Health Grant	8,224	8,512
The Private Finance Initiative (PFI)	3,200	3,200
Infection Control Fund	0	1,589
infection Control Fund Round 2	0	1,307
Contain Outbreak Management Fund	0	2,685
Pupil Premium	1,079	1,088
Culture Recovery Fund	0	900
LA Covid-19 Test and Trace Service Support Grant	0	779
Independent Living Fund	749	749
Tackling Troubled Families	313	562
Access Fund for Sustainable Travel	842	330
Housing Benefit and Localised Council Tax Support Administration Subsidy Funding	527	517
Teachers Pension Grant	245	459
Adult Education Funding from Tees Valley Combined Authority	254	452
Adult Social Care Rapid Testing Fund	0	391
Discretionary Housing Payments	200	283
Adult Education Funding from Schools Funding Agency	431	265
Workforce Capacity Fund for Adult Social Care	0	251
Routes to Work	259	238
Youth Justice Grant	222	228
16-19 Funding from Education Funding Agency	210	199
Universal Infant Free School Meals	217	174
Home to School College Grant	0	173
Green Homes Grant	0	151
Burtree Garden Villages	150	150
Teachers Pay Grant	123	137
North East Community Discharge Grant	0	121
Syrian Resettlement Programme	192	117
Strengthening Families Protecting Children	1,207	0
Winter Pressures	501	0
Towns Fund	173	0
Future High Streets Fund	150	0
Skerningham Garden Community Villages	150	0
Other	1,114	1,627
Sub-total	72,569	79,010
Total	113,170	155,217

Notes to the Financial Statements of Darlington Borough Council for Year ended 31 March 2021

The Council has received a number of grants, contributions and donations that have yet to be recognised as income as they have conditions attached to them that will require the monies or property to be returned to the giver. The balance at the year-end is as follows:

	2019/20 £'000	2020/21 £'000
Capital Grants Receipts in Advance		
Developer Contribution	2,761	3,462
	2,761	3,462

32 Private Finance Initiative

Education PFI Scheme

2020/21 was year 16 of the Council's 25 year PFI scheme for the construction, maintenance and operation of four schools, the Education Village (a federation of schools comprising Springfield, Beaumont Hill and Haughton Schools) and Harrowgate Hill Primary School, which became operational in March 2006 and August 2005 respectively. The Education Village Schools converted to Academy status on 1 April 2012 under the provisions of the Academies Act 2010.

(1) Harrowgate Hill

The Council has certain exclusive use rights for the use of the school during specific times during school terms. The contract specifies minimum standards for the services to be provided by the contractor, with deductions from the fee payable being made if facilities are unavailable or performance is below the minimum standards. The contractor took on the obligation to construct the centres and maintain them in a minimum acceptable condition and to procure and maintain the plant and equipment needed to operate the centres. The buildings and any plant and equipment installed in them at the end of the contract will be transferred to the Council for nil consideration. The Council only has rights to terminate the contract if it compensates the contractor in full for costs incurred and future profits that would have been generated over the remaining term of the contract.

(2) Education Village

The Education Village Academy Trust has certain exclusive use rights for the use of the centres by schools during specific times during school terms. The contract specifies minimum standards for the services to be provided by the contractor, with deductions from the fee payable being made if facilities are unavailable or performance is below the minimum standards. The contractor took on the obligation to construct the centres and maintain them in a minimum acceptable condition and to procure and maintain the plant and equipment needed to operate the centres. The buildings and any plant and equipment installed in them at the end of the contract will be transferred to the Academy Trust for nil consideration. The Council continues to be the primary contracting party with the contractor but the Academy Trust has taken over a large part of the monitoring responsibilities for the three schools it serves. The payment arrangements are that the Council makes the payment to the contractor and receives the PFI credits and contributions from the schools involved to cover the majority of the costs with the remainder being top sliced from the Dedicated Schools Grant.

Property, Plant and Equipment

The assets used to provide services at the schools are recognised on the Council's Balance Sheet. Movements in their value over the year are detailed in the analysis of the movement on the Property, Plant and Equipment balance in Note 16.

Payments

The Council makes an agreed payment each year, part of which is increased each year by inflation and can be reduced if the contractor fails to meet availability and performance standards in any year but which is otherwise fixed. Payments remaining to be made under the PFI contract at 31 March 2021 (excluding any estimation of inflation and availability/performance deductions) are as follows:

Notes to the Financial Statements of Darlington Borough Council for Year ended 31 March 2021

	Payment for Services £'000	Reimbursement of Capital Expenditure £'000	Interest £'000	Total £'000
Payable in 2021/22	2,552	1,126	495	4,173
Payable within 2 to 5 years	10,862	4,416	1,445	16,723
Payable within 6 to 10 years	13,318	4,817	628	18,763
Payable within 11 to 15 years	0	0	0	0
Total	26,732	10,359	2,568	39,659

Although the payments made to the contractor are described as unitary payments, they have been calculated to compensate the contractor for the fair value of the services they provide, the capital expenditure incurred and interest payable whilst the capital expenditure remains to be reimbursed. The liability outstanding for capital expenditure incurred is as follows:

	2019/20 £'000	2020/21 £'000
Balance outstanding at start of year	12,653	11,498
Payments during the year	(1,155)	(1,139)
Balance outstanding at end of year	11,498	10,359

33 Members' Allowances

Details of the amounts paid to each Member of the Council are published annually and can be viewed on the Darlington Borough Council website. The total amount paid to Members in respect of basic, special responsibility and travel and subsistence allowance was £586,691 (2019/20 £571,717).

34 Trust Funds

Trust Funds administered by Darlington Borough Council are as follows:

	Balance at 1 April 2020 £'000	Receipts £'000	Payments £'000	Balance at 31 March 2021 £'000
BAT Legacy	72	0	0	72
Other	7	0	(7)	0
	79	0	(7)	72

Purpose of the Trust Funds:

BAT Legacy

British American Tobacco (BAT) closed its Darlington plant in 2004. A legacy was left to the town to support business growth and economic development.

The only main fund that the Council still administers is the BAT legacy and as they don't represent assets of the Council, they have not been included in the Council's Balance Sheet.

35 Related Parties

The Council is required to disclose material transactions with related parties - bodies or individuals that have the potential to control or influence the Council or to be controlled or influenced by the Council. Disclosure of these transactions allows readers to assess the extent to which the Council might have been constrained in its ability to operate independently or might have secured the ability to limit another party's ability to bargain freely with the Council.

Central Government

Central government has effective control over the general operations of the Council - it is responsible for providing the statutory framework within which the Council operates, provides the majority of its funding in the form of grants and prescribes the terms of many of the transactions that the Council has with other parties (e.g. council tax bills, housing benefits). Grants received from government departments are included within Note 31 and the amounts outstanding from/to various government departments are summarised in Notes 22/24.

Notes to the Financial Statements of Darlington Borough Council for Year ended 31 March 2021

Members

Members of the Council have direct control over the Council's financial and operating policies. The total of members' allowances paid in 2020/21 is shown in Note 33. Councillors are subject to the Council's Member Code of Conduct. The Register of Members' Interests and declarations of interests relating to specific items of discussion at meetings are available for inspection.

During 2020/21, the Council had transactions with the following entities in which Members were deemed to have the potential to control or have significant influence over that entity;

	Expenditure		Income		Creditors		Debtors	
	2019/20 £'000	2020/21 £'000	2019/20 £'000	2020/21 £'000	2019/20 £'000	2020/21 £'000	2019/20 £'000	2020/21 £'000
Bike Stop Darlington Limited	0	0	0	0	0	0	0	0
Bishop Hogarth Educational Trust (formerly Carmel Education Trust)	36	9	0	0	0	0	0	0
Education Village Academy Trust	3,556	3,073	(1,904)	(1,285)	0	0	767	153
First Stop Darlington Limited	0	0	0	0	0	0	0	0
Hummersknott Academy Trust Limited	0	0	0	0	0	0	0	0
St Aidan's Church of England Academy	82	61	(48)	(40)	0	0	4	4
TOTAL	3,674	3,143	(1,952)	(1,325)	0	0	771	157

During 2020/21, the Council paid £3.479m (£3.113m in 2019/20) to and received £0.019m (£0.025m in 2019/20) from other entities in which Members declared an interest on their Members' Interest forms but in which they were not deemed to have the potential to control or have significant influence over those entities. At the end of the year the Council was owed £0.087m from these entities (£0.068m in 2019/20) and owed nil to these entities in 2020/21 (nil owed to these entities in 2019/20).

Senior Officers

The Council's senior managers may influence financial and operating policies through the professional advice to elected Members and through the management decisions they make under delegated powers. Such officers are subject to the Council's Employee Code of Conduct and professional bodies' standards. There are no related party transactions between the Council and its senior managers that require disclosure in 2020/21 (none in 2019/20).

Other Public Bodies

The Council received £7,098,003 (£5,418,175 in 2019/20) from the NHS. The Council paid £3,549,325 (£3,273,149 in 2019/20) to the NHS. At the year end there was £92,545 (£67,873 in 2019/20) owed to the NHS and there was £1,542,413 (£31,587 in 2019/20) owed to the NHS.

Entities Controlled or influenced by the Council

The Council has financial relationships with a number of related companies, those considered significant due to the level of investment are detailed below.

Eastbourne Joint Venture Limited

This is a joint venture arrangement with Esh Homes Limited of which the Council owns 50% of the share capital of the Company. The Company was established to develop 60 homes on the former Eastbourne School land that was declared surplus in July 2016.

Heighington Joint Venture Limited

This is a joint venture arrangement with Esh Homes Limited of which the Council owns 50% of the share capital of the Company. The Company was established to develop 43 homes (including 9 affordable) at Heighington.

Middleton St George Joint Venture Limited

This is a joint venture arrangement with Esh Homes Limited of which the Council owns 50% of the share capital of the Company. The Company was established to develop 55 homes (including 5 affordable) at Middleton St George.

Notes to the Financial Statements of Darlington Borough Council for Year ended 31 March 2021

West Park

This is a joint venture arrangement with Esh Homes Limited of which the Council owns 50% of the share capital of the Company. The Company was established to develop 224 homes (including affordable) at West Park .

Teesside International Airport Limited (TIAL) (formerly Durham Tees Valley Airport Limited (DTVA))

89% shareholding of the Airport is owned by Goosepool 2019 Limited, who is in turn a 75% subsidiary of Tees Valley Combined Authority. The other 11% of the shares are held by the Tees Valley local authorities of which the Council holds 2.91% of the total shareholding in the airport. For the year ended 31 March 2020, Teesside International Airport Limited made an operating loss of £1.737m (£5.725m for year ended 31 March 2019) and a loss of £1.239m after taxation (loss of £4.291m for the year ended 31 March 2019).

Further information regarding the Company's accounts can be obtained from Companies House or its registered office at Cavendish House, Teesdale Business Park, Stockton on Tees, TS17 6QY.

36 Pension Schemes Accounted for as Defined Contribution Schemes

Teachers employed by the Council are members of the Teachers' Pension Scheme, administered by Capita Teachers' Pensions on behalf of the Department for Education. The Scheme provides teachers with specified benefits upon their retirement, and the Council contributes towards the costs by making contributions based on a percentage of members' pensionable salaries.

The Scheme is technically a defined benefit scheme. However, the Scheme is unfunded and the Department for Education uses a notional fund as the basis for calculating the employers' contribution rate paid by local authorities. The Council is not able to identify its share of the underlying financial position and performance of the Scheme with sufficient reliability for accounting purposes. For the purposes of this Statement of Accounts, it is therefore accounted for on the same basis as a defined contribution scheme.

In 2020/21, the Council paid £0.830m to Teachers' Pensions in respect of teachers' retirement benefits, representing 23.68% of pensionable pay. The figures for 2019/20 were £0.709m and 20.52% (averaged as rate changed on 01/09/2019 from 16.48% to 23.68%). There were no contributions remaining payable at the year-end.

The Council is responsible for the costs of any additional benefits awarded upon early retirement outside of the terms of the teachers' scheme. These costs are accounted for on a defined benefit basis and detailed in Note 37.

During 2013/14, Public Health staff transferred to the Council and these staff have maintained their membership in the NHS pension scheme. The Scheme provides these staff with sufficient benefits upon their retirement and the Council contributes towards the costs by making contributions based on a percentage of members' pensionable salaries.

The scheme is an unfunded defined benefit scheme. However, the Council is not able to identify its share of the underlying financial position and performance of the scheme with sufficient reliability for accounting purposes and it is therefore accounted for on the same basis as a defined contribution scheme.

In 2020/21 the Council paid £0.023m to the NHS Pension scheme in respect of former NHS staff retirement benefits, representing 14.38% of pensionable pay. The figures for 2019/20 were £0.024m and 14.38%. There were no contributions remaining payable at the year end.

37 Defined Benefit Pension Schemes

Participation in Pension Schemes

As part of the terms and conditions of employment of its officers, the Council makes contributions towards the cost of post employment benefits. Although these benefits will not actually be payable until employees retire, the Council has a commitment to make the payments that needs to be disclosed at the time that employees earn their future entitlement.

The Council participates in two post employment schemes.

The disclosures below relate to the funded liabilities within the Durham County Council Pension Fund which is part of the Local Government Pension Scheme (LGPS).

Notes to the Financial Statements of Darlington Borough Council for Year ended 31 March 2021

The LGPS is a funded defined benefit plan with benefits earned up to 31 March 2014 being linked to salary. Benefits after 31 March 2014 are based on a Career Average Revalued Earnings scheme. Details of the benefits earned over the period covered by this disclosure are set out in 'The Local Government Pension Scheme Regulations 2013' and 'The Local Government Pension Scheme (Transitional Provisions, Savings and Amendment) Regulations 2014'.

There are arrangements in place for the award of discretionary post retirement benefits upon early retirement. This is an unfunded defined benefit arrangement, under which liabilities are recognised when awards are made. However, there are no investment assets built up to meet these pensions liabilities, and cash has to be generated to meet actual pensions payments as they eventually fall due.

Funding / Governance Arrangements of the LGPS

The funded nature of the LGPS requires participating employers and its employees to pay contributions into the Fund, calculated at a level intended to balance the pension liabilities with investment assets. Information on the framework for calculating contributions to be paid is set out in LGPS Regulations 2013 and the Fund's Funding Strategy Statement.

An actuarial valuation of the Fund was carried out at 31 March 2019 and as part of that valuation a new Rates and Adjustment Certificate has been produced for the three year period from 1 April 2020.

The Fund Administering Authority, Durham County Council is responsible for the governance of the Fund.

Assets

The assets allocated to the Employer in the Fund are notional and are assumed to be invested in line with the investments of the Fund for the purposes of calculating the return to be applied to those notional assets over the accounting period. The Fund is large and holds a significant proportion of its assets in liquid investments. As a consequence there will be no significant restriction on realising assets if a large payment is required to be paid from the Fund in relation to an employers' liabilities. The assets are invested in a diversified spread of investments and the approximate split of assets for the Fund as a whole is shown in the disclosures split by quoted and unquoted investments.

Transactions Relating to Post-Employment Benefits

We recognise the cost of retirement benefits in the reported cost of services when they are earned by employees, rather than when the benefits are eventually paid as pensions. However, the charge we are required to make against council tax is based on the cash payable in the year, so the real cost of post employment/retirement benefits is reversed out of the General Fund via the Movement in Reserves Statement. The following transactions have been made in the Comprehensive Income and Expenditure Statement and the General Fund Balance via the Movement in Reserves Statement during the year:

Notes to the Financial Statements of Darlington Borough Council for Year ended 31 March 2021

	Local Government Pension Scheme		Discretionary Benefits Arrangements	
	2019/20 £'000	2020/21 £'000	2019/20 £'000	2020/21 £'000
Comprehensive Income and Expenditure Statement				
Cost of Services:				
• current service cost	(14,160)	(14,190)	0	0
• gains from settlements	0	(30)	0	0
Financing and Investment Income and Expenditure				
• net interest expense	(3,910)	(4,010)	(210)	(180)
Total Post Employment Benefit Charged to the Deficit/(Surplus) on the Provision of Services	(18,070)	(18,230)	(210)	(180)
Other Post Employment Benefit Charged to the Comprehensive Income and Expenditure Statement				
• return on plan assets (excl the amount included in the net interest expense)	(28,420)	(71,060)	0	0
• actuarial losses arising on changes in financial assumptions	12,780	100,640	60	(430)
• actuarial gains/(losses) arising on changes in demographic assumptions	15,500	0	160	0
• actuarial gains/(losses) due to liability experience	(420)	(5,690)	40	830
Total Post Employment Benefit Charged to the Comprehensive Income and Expenditure Statement	(18,630)	5,660	50	220
Movement in Reserves Statement				
• reversal of net charges made to the Deficit/(Surplus) on the Provision of Services for post employment benefits in accordance with the Code	18,070	18,230	210	180
Actual amount charged against the General Fund Balance for pensions in the year:				
• employers' contributions payable to the scheme	6,620	8,050		
• retirement benefits payable to pensioners			870	760

The cumulative amount of actuarial gains and losses recognised in the Comprehensive Income and Expenditure Statement from 1 April 2009 to 31 March 2021 is a gain of £14.030m (to 31 March 2020 a loss of £10.260m).

Pensions Assets and Liabilities Recognised in the Balance Sheet

	Local Government Pension Scheme		Discretionary Benefits Arrangements	
	2019/20 £'000	2020/21 £'000	2019/20 £'000	2020/21 £'000
Fair value of assets	311,940	388,670	0	0
Present value of funded defined benefit obligation	(490,290)	(601,090)	(8,390)	(7,410)
Net liability recognised on the balance sheet	(178,350)	(212,420)	(8,390)	(7,410)

Assets and Liabilities in Relation to Post Employment Benefits

Pension Scheme Assets comprised:

The Discretionary Benefits arrangements have no assets to cover its liabilities. The Local Government Pension Scheme's assets consist of the following categories, by proportion of the total assets held:

	Asset Split at 31 March 2020			Asset Split at 31 March 2021		
	Quoted %	Unquoted %	Total %	Quoted %	Unquoted %	Total %
Equities	46.9	0.2	47.1	54.4	0.7	55.1
Property	1.2	6.9	8.1	1.2	5.1	6.3
Government Bonds	28.5	0.0	28.5	15.9	0.0	15.9
Corporate Bonds	12.3	0.0	12.3	18.0	0.0	18.0
Cash	4.0	0.0	4.0	4.7	0.0	4.7
Other	0.0	0.0	0.0	0.0	0.0	0.0
	92.9	7.1	100.0	94.2	5.8	100.0

Notes to the Financial Statements of Darlington Borough Council for Year ended 31 March 2021

Reconciliation of present value of the scheme liabilities (defined benefit obligation):

	Funded Liabilities: Local Government Pension Scheme		Unfunded Liabilities: Discretionary Benefits	
	2019/20 £'000	2020/21 £'000	2019/20 £'000	2020/21 £'000
Opening defined benefit obligation balance at 1 April	(501,820)	(490,290)	(9,310)	(8,390)
Current service cost	(14,160)	(14,190)	0	0
Interest expense on defined benefit obligation	(11,930)	(11,170)	(210)	(180)
Contributions by scheme participants	(2,540)	(2,710)	0	0
Actuarial gains on liabilities - financial assumptions	12,780	(100,640)	60	(430)
Actuarial losses/(gains) on liabilities - demographic assumptions	15,500	0	160	0
Actuarial losses/(gains) on liabilities - experience	(420)	5,690	40	830
Net Benefits paid out	12,300	12,250	870	760
Past Service cost (inc curtailments)	0	(30)	0	0
Closing defined benefit balance at 31 March	(490,290)	(601,090)	(8,390)	(7,410)

Reconciliation of fair value of the scheme assets:

	Local Government Pension Scheme		Discretionary Benefits	
	2019/20 £'000	2020/21 £'000	2019/20 £'000	2020/21 £'000
Opening fair value of assets balance at 1 April	335,480	311,940	0	0
Interest income on assets	8,020	7,160	0	0
Remeasurement (losses)/gains on assets	(28,420)	71,060	0	0
Contributions by the employer	6,620	8,050	870	760
Contributions by scheme participants	2,540	2,710	0	0
Net Benefits paid out	(12,300)	(12,250)	(870)	(760)
Closing fair value of assets balance at 31 March	311,940	388,670	0	0

The expected return on scheme assets is determined by considering the expected returns available on the assets underlying the current investment policy. Expected yields on fixed interest investments are based on gross redemption yields as at the Balance Sheet date.

The actual gain on scheme assets in the year was £78.220m (2019/20: loss of £20.400m).

The liabilities show the underlying commitments that the Council has in the long run to pay post employment (retirement) benefits. The total liability of £219.830m has a substantial impact on the net worth of the Council as recorded in the Balance Sheet, resulting in a reduction in the net worth from £277.999m to £58.169m. However, statutory arrangements for funding the deficit mean that the financial position of the Council remains healthy:

- the deficit on the local government scheme will be made good by increased contributions over the remaining working life of employees (i.e. before payments fall due), as assessed by the scheme actuary.
- finance is only required to be raised to cover discretionary benefits when the pensions are actually paid.

The total contributions expected to be made to the Local Government Pension Scheme by the Council in the year to 31 March 2022 is £8.320m. Expected contributions for the Discretionary Benefits scheme in the year to 31 March 2022 are £0.760m.

Basis for Estimating Assets and Liabilities

Liabilities have been assessed on an actuarial basis using the projected unit credit method, an estimate of the pensions that will be payable in future years dependent on assumptions about mortality rates, salary levels, etc. Both the Local Government Pension Scheme and Discretionary Benefits liabilities have been assessed by AonHewitt Limited, an independent firm of actuaries, estimates for the County Council Fund being based on the latest full valuation of the scheme as at 31 March 2019.

Notes to the Financial Statements of Darlington Borough Council for Year ended 31 March 2021

The principal assumptions used by the actuary have been:

	Local Government Pension Scheme		Discretionary Benefits	
	2019/20	2020/21	2019/20	2020/21
Mortality assumptions:				
Longevity at 65 for current pensioners:				
• Men	22.2	22.3	22.2	22.3
• Women	24.2	24.3	24.2	24.3
Longevity at 65 for future pensioners (aged 45 at accounting date):				
• Men	23.2	23.3	n/a	n/a
• Women	25.7	25.8	n/a	n/a
Rate of Inflation (CPI)	2.0%	2.7%	2.0%	2.7%
Rate of increase in salaries	3.0%	3.7%	n/a	n/a
Rate of increase in pensions	2.0%	2.7%	2.0%	2.7%
Pension accounts revaluation rate	2.0%	2.7%	n/a	n/a
Rate for discounting scheme liabilities	2.3%	2.1%	2.3%	2.1%

The estimation of the defined benefit obligations is sensitive to the actuarial assumptions set out in the table above. The sensitivity analyses below have been determined based on reasonably possible changes of the assumptions occurring at the end of the reporting period and assumes for each change that the assumption analysed changes while all the other assumptions remain constant. The estimations in the sensitivity analysis have followed the accounting policies for the scheme, i.e. on an actuarial basis using the projected unit credit method.

	Impact on the Defined Benefit Obligation in the Scheme	
	Increase in Assumption	Decrease in Assumption
	£m	£m
Longevity (increase or decrease by 1 year)	22.24	(21.64)
Rate of increase in salaries (increase or decrease by 0.1% p.a.)	1.20	(1.20)
Rate of increase in pensions (increase or decrease by 0.1% p.a.)	10.82	(10.22)
Rate for discounting scheme liabilities (increase or decrease by 0.1% p.a.)	(12.02)	12.02

The liability calculated above includes an allowance for the McCloud/Sargeant judgement in line with last years valuation, as well as an allowance for full indexation on all Guaranteed Minimum Pension's (GMP).

Notes to the Financial Statements of Darlington Borough Council for Year ended 31 March 2021

38 Financial Instruments

Categories of Financial Instruments

The following categories of financial instrument are carried in the Balance Sheet:

	Long-term		Current	
	31 March 2020 £'000	31 March 2021 £'000	31 March 2020 £'000	31 March 2021 £'000
Cash Equivalents Short Term Deposits (See Note 23)	0	0	16,263	9,328
Short Term Investments (Per Balance Sheet)	0	0	4,993	18,000
Loans and Receivables at amortised cost	0	0	21,256	27,328
Fair Value through Profit and Loss	28,578	28,109	0	0
Total Investments	28,578	28,109	21,256	27,328
Debtors				
Loans and Receivables	14,252	16,334	0	0
Financial assets carried at contract amounts (Debtors)	0	0	7,073	7,635
Total Debtors	14,252	16,334	7,073	7,635
Borrowings				
Financial liabilities (principal amount)	146,661	141,935	35,000	19,750
Add Accrued Interest	0	0	1,632	1,583
Less Other accounting adjustments	(31)	(28)	0	0
Financial Liabilities at amortised cost	146,630	141,907	36,632	21,333
Total Borrowings (Per Balance Sheet)	146,630	141,907	36,632	21,333
PFI and finance lease liabilities	10,358	9,232	1,140	1,127
Total other long term creditors (Per Balance Sheet)	10,358	9,232	1,140	1,127
Financial liabilities carried at contract amount	0	0	3,994	965
Total Creditors	0	0	3,994	965

Items of Income, Expense, Gains and Losses

	2019/20		2020/21	
	Surplus or Deficit on the Provision of Services £'000	Other Comprehensive Income and Expenditure £'000	Surplus or Deficit on the Provision of Services £'000	Other Comprehensive Income and Expenditure £'000
Net gains/(losses) on:				
Financial Assets measured at fair value through profit and loss	0	(1,421)	0	(469)
Financial Assets measured at fair value through other comprehensive income	0	0	0	0
Total gains / (losses)	0	(1,421)	0	(469)
Interest Income:				
Financial Assets measured at amortised cost	0	(2,433)	0	(2,481)
Other Financial Assets measured at fair value through other comprehensive income	0	0	0	0
Total interest income	0	(2,433)	0	(2,481)
Interest Expense	5,492	0	0	0

Notes to the Financial Statements of Darlington Borough Council for Year ended 31 March 2021

Fair Value of Financial Assets

Reclassification and remeasurement of financial assets at 1 April 2020

This note shows the effect of reclassification of financial assets following the adoption of IFRS 9 Financial Instruments by the Code of Practice on Local Authority Accounting.

The Teesside International Airport (TIAL) shareholding is a strategic investment and not held for trading and therefore the Council has opted to designate it as fair value through Other Comprehensive Income. This means that there is no impact on the revenue budget and any gains or losses will be therefore transferred to the Financial Instruments Revaluation Reserve.

The Council holds a £30.000m pooled investment in 3 separate property funds and as a result of the change in accounting standards in 2018/19, under IFRS 9 the MHCLG have agreed a temporary override to allow Local Authorities time to adjust their portfolio of all pooled investments. The statutory override is for 5 years commencing 1 April 2018.

Some of the Council's financial assets are measured at fair value on a recurring basis and are described in the following table, including the valuation techniques to measure them.

Financial assets measured at fair value				
Recurring fair value measurements	Input level in fair value Hierarchy	Valuation technique used to measure fair value	As at 31 March 2020 £'000	As at 31 March 2021 £'000
Fair Value through Profit and Loss				
Property Funds	Level 2	Unadjusted quoted prices in active markets for identical shares - Bid price	28,578	28,109

Fair Values of Assets and Liabilities

Financial liabilities, financial assets represented by loans and receivables and long-term debtors and creditors are carried in the Balance Sheet at amortised cost. Their fair value can be assessed by calculating the present value of the cash flows that will take place over the remaining term of the instruments, using the following assumptions:

- for loans from both PWLB and non PWLB payable, borrowing rates from PWLB have been applied to provide the fair value under PWLB debt redemption procedures;
- no early repayment or impairment is recognised;
- where an instrument will mature in the next 12 months, carrying amount is assumed to approximate to fair value; and
- the fair value of trade and other receivables is taken to be the invoiced or billed amount.

Notes to the Financial Statements of Darlington Borough Council for Year ended 31 March 2021

The fair values calculated are as follows:

	31 March 2020		31 March 2021	
	Carrying amount £'000	Fair Value £'000	Carrying amount £'000	Fair Value £'000
Financial Liabilities:				
PWLB Debt	129,061	200,922	128,931	178,637
Non PWLB debt	52,600	76,011	32,600	49,716
PFI Debt	11,498	14,878	10,358	12,967
Total Debt	193,159	291,811	171,889	241,320
Creditors	3,994	3,994	965	965

The fair value of the liabilities is greater than the carrying amount because the Council's portfolio of loans includes a number of fixed rate loans where the interest rate payable is higher than the rates available for similar loans in the market at the Balance Sheet date. This shows a notional future loss (based on economic conditions at 31st March 2020) arising from a commitment to pay interest to lenders above current market rates.

The fair value of PWLB loans of £178.637m measures the economic effect of the terms agreed with the PWLB compared with estimates of the terms that would be offered for market transactions undertaken at the Balance Sheet date which has been assumed as the PWLB new borrowing rates. The difference between the carrying amount and the fair value measures the additional interest that the Council will pay over the remaining terms of the loans under the agreements with the PWLB, against what would be paid if the loans were at prevailing market rates.

However, the Council has a continuing ability to borrow at concessionary rates from the PWLB rather than from the markets. A supplementary measure of the additional interest that the Council will pay as a result of its PWLB commitments for fixed rate loans is to compare the terms of these loans with the new borrowing rates available from the PWLB. If a value is calculated on this basis, the carrying amount of £128.931m would be valued at £178.637m. But if the Council were to seek to avoid the projected loss by repaying the loans to the PWLB, the PWLB would raise a penalty charge based on the redemption interest rates, an early redemption charge of £49.706m for the additional interest which will not now be paid. The exit price for the PWLB loans including the penalty charge would be £178.637m.

The fair value of the assets is greater than the carrying amount because the Council's portfolio of investments includes a fixed rate investment where the interest rate payable is higher than the rates available for similar investments in the market at the balance sheet date. This shows a notional future gain (based on economic conditions at 31st March 2020) arising from a commitment to receive interest from lenders above current market rates.

	31 March 2020		31 March 2021	
	Carrying amount £'000	Fair Value £'000	Carrying amount £'000	Fair Value £'000
Financial Assets				
Debtors	7,073	7,073	7,635	7,635

Short term debtors and creditors are carried at cost as this is a fair approximation of their value.

Notes to the Financial Statements of Darlington Borough Council for Year ended 31 March 2021

39 Nature and Extent of Risks Arising from Financial Instruments

Key Risks

The Council's activities expose it to a variety of financial risks:

- credit risk – the possibility that other parties might fail to pay amounts due to the Council
- liquidity risk – the possibility that the Council might not have funds available to meet its commitment to make payments
- market risk – the possibility that financial loss might arise for the Council as a result of changes in such measures as interest rates and stock market movements.

Overall Procedures for Managing Risk

The Council's overall risk management programme focuses on the unpredictability of financial markets and seeks to minimise potential adverse effects on the resources available to fund services. The procedures for risk management are set out in a legal framework in the Local Government Act 2003 and associated regulations. These require the Council to comply with the CIPFA Prudential Code, the CIPFA Code of Practice on Treasury Management in the Public Services and investment guidance issued through the Act. Overall these procedures require the Council to manage risks in the following ways:

- by formally adopting the requirements of the Code of Practice;
- by the adoption of a treasury policy statement and treasury management clauses within the Constitution;
- by approving annually in advance prudential indicators for the following three years limiting the Council's overall borrowing including:
 - its maximum and minimum exposures to fixed and variable rates;
 - its maximum annual exposure to investments maturing beyond 1 year
- by approving an investment strategy for the forthcoming year setting out its criteria for both investing and selecting investment counterparties in compliance with Government Guidance.

These are required to be reported and approved at or before the Council's annual Council Tax setting budget. These items are reported with the annual treasury management strategy which outlines the detailed approach to managing risks in relation to the Council's financial instrument exposure. Actual performance is also reported half-yearly to Members.

The annual treasury management strategy which incorporates the prudential indicators was approved by Council on 20 February 2020 and is available on the Council's website. The key issues within the strategy were:

- The Authorised Limit for 2020/21 was set at £237.342m. This was the maximum amount of external borrowings and other long term liabilities allowed. This was subsequently updated to £229.233m in the revised strategy.
- The Operational Boundary was expected to be £197.118m. This is the expected level of borrowing and other long term liabilities during the year. This was subsequently updated to £188.018m in the revised strategy.
- The maximum amounts of fixed and variable interest rate exposure were set at 100% and 40% based on the Council's net debt.
- The maximum and minimum exposure to the maturity structure of debt are shown in the note relating to refinancing and maturity risk.

Risk Management is carried out by a central treasury team under policies approved by the Council in the Annual Treasury Management Strategy. The Council provides written principles for overall risk management, as well as written policies covering specific areas, such as interest rate risk, credit risk, and the investment of surplus cash through Treasury Management Practices (TMPs). These TMPs are a requirement of the Code of Practice and are reviewed regularly.

Notes to the Financial Statements of Darlington Borough Council for Year ended 31 March 2021

Credit Risk

Credit risk arises from deposits with banks and financial institutions, as well as credit exposures to the Council's customers. Deposits are not made with banks and institutions unless they meet the minimum requirements of investment criteria outlined below.

This risk is minimised through the Annual Investment Strategy, which requires that deposits are not made with financial institutions unless they meet identified minimum credit criteria, as laid down by Credit Ratings Services. The Annual Investment Strategy also imposes a maximum sum to be invested with a financial institution located within each category. Additional selection criteria are also applied after these initial criteria are applied. Full details of the Investment Strategy can be found on the Council's website. The key areas of the investment Strategy are the minimum criteria for investment counterparties which include:

- UK institutions Credit rating of Short Term F1, Long Term A- or equivalent
- Non UK institutions Credit rating of Short Term F1+, Long Term AA- or equivalent
- UK institutions provided with support from the UK Government.

The full Investment Strategy for 2020/21 was approved by full Council on 20 February 2020 and is available on the Council's website.

The following analysis summarises the Council's potential maximum exposure to credit risk, based on experience of default assessed by the ratings agencies and the Council's experience of its customer collection levels over the last five financial years, adjusted to reflect current market conditions:

	Amount at 31 March 2021 £'000	Historical experience of default %	Lowest Long Term and Fund Rating	Estimated maximum exposure to default and uncollectability at 31 March 2021 £'000	Estimated maximum exposure at 31 March 2020 £'000
Deposits with banks and Financial Institutions					
Dudley Metropolitan Borough Council	5,000	0.002	AA-	0	0
Goldman Sachs International Bank	4,000	0.016	A+	1	0
Standard Chartered Bank	4,000	0.019	A	1	0
Highland Council	5,000	0.018	AA-	0	0
BNP Paribas MMF	5,000	0.000	AAA	0	0
CCLA MMF	5,000	0.000	AAA	0	0
Federated Investors MMF	1,400	0.000	AAA	0	0
Total	29,400				

No breaches of the Council's counterparty criteria occurred during the reporting period and the Council does not expect any losses from non-performance by any of its counterparties in relation to deposits.

The Council does not generally allow credit for customers, such that £5.856m of the £8.460m balance shown in the balance sheet as part of short term debtors is past its due date for payment. The past due but not impaired amount can be analysed by age as follows:

	31 March 2020 £'000	31 March 2021 £'000
Debts on Payment plans	1,149	1,332
Less than 3 months	1,136	597
3 to 6 months	318	365
6 months to 1 year	753	820
More than 1 year	2,037	2,742
	5,393	5,856

Notes to the Financial Statements of Darlington Borough Council for Year ended 31 March 2021

Liquidity Risk

The Council has ready access to borrowings from the money markets to cover any day to day cash flow need, and the PWLB and money markets for access to longer term funds. The Council is also required to provide a balanced budget through the Local Government Finance Act 1992, which ensures sufficient monies are raised to cover annual expenditure. There is therefore no significant risk that it will be unable to raise finance to meet its commitments under financial instruments.

The maturity analysis of financial assets is as follows:

	31 March 2020 £'000	31 March 2021 £'000
Less than 1 year	21,800	29,400
	21,800	29,400

All trade and other payables are due to be paid in less than one year and are not shown in the table above.

Refinancing and Maturity Risk

The Council maintains a significant debt and investment portfolio. Whilst the cash flow procedures above are considered against refinancing risk procedures, longer-term risk to the Council relates to managing the exposure to replacing financial instruments as they mature. This risk relates to both the maturing of longer term financial liabilities and longer term financial assets.

The approved treasury indicators limits for the maturity structure of debt and the limits placed on investments placed for greater than one year in duration are the key parameters used to address this risk. The Council approved treasury and investment strategies address the main risks and the central treasury team address the operational risks within the approved parameters. This includes:

- monitoring the maturity profile of financial liabilities and amending the profile through either new borrowing or rescheduling of the existing debt; and
- monitoring the maturity profile of investments to ensure sufficient liquidity is available for the Council's day to cash flow needs, and the spread of longer term investments provide stability of maturities and returns in relation to the longer term cash flow needs.

The maturity analysis of financial liabilities is as follows, with the maximum and minimum limits for fixed interest rates maturing in each period (approved by Council in the Treasury Management Strategy)

	Approved Maximum Limits	31 March 2021	31 March 2020 £'000	31 March 2021 £'000
Less than 1 year	40%	12%	35,000	19,750
Between 1 and 2 years	50%	22%	9,750	15,500
Between 2 and 5 years	60%	25%	15,500	5,000
Between 5 and 10 years	80%	34%	14,832	15,372
More than 10 years	100%	100%	106,579	105,909
Total			181,661	161,531

Market Risk

Interest Rate Risk

The Council is exposed to interest rate movements on its borrowings and investments. Movements in interest rates have a complex impact on the Council, depending on how variable and fixed rates move across differing financial instrument periods. For instance, a rise in variable and fixed interest rates would have the following effects:

- borrowings at variable rates – the interest expense charged to the Comprehensive Income and Expenditure Statement will rise;

Notes to the Financial Statements of Darlington Borough Council for Year ended 31 March 2021

- borrowings at fixed rates – the fair value of the liabilities borrowings will fall (no impact on revenue balances);
- investments at variable rates – the interest income credited to the Comprehensive Income and Expenditure Statement will rise; and
- investments at fixed rates – the fair value of the assets will fall (no impact on revenue balances).

Borrowings are not carried at fair value on the balance sheet, so nominal gains and losses on fixed rate borrowings would not impact on the Surplus or Deficit on the Provision of Services or Other Comprehensive Income and Expenditure. However, changes in interest payable and receivable on variable rate borrowings and investments will be posted to the Surplus or Deficit on the Provision of Services and affect the General Fund Balance subject to influences from Government grants (HRA). Movements in the fair value of fixed rate investments that have a quoted market price will be reflected in Other Comprehensive Income and Expenditure.

The Council has a number of strategies for managing interest rate risk. The Annual Treasury Management Strategy brings together the Council's prudential and treasury indicators and its expected treasury operations, including an expectation of interest rate movements. From this Strategy, a treasury indicator is set which provides limits for fixed and variable rate exposure. The central treasury team will monitor market and forecast interest rates within the year to adjust exposures appropriately. For instance during periods of falling interest rates and where economic circumstances make it favourable, fixed rate investments may be taken for longer periods to secure better long term returns, similarly the drawing of longer term fixed rates borrowing would be postponed.

According to this assessment strategy, at 31 March 2021, if interest rates had been 1% higher with all other variables held constant, the financial effect would be:

	£'000
Increase in interest payable on variable rate borrowings	0
Increase in interest receivable on variable rate investments	(168)
Impact on Surplus or Deficit on the Provision of Services	(462)
Share of overall impact debited to the HRA	(133)
Decrease in fair value of fixed rate borrowings liabilities (no impact on the Surplus or Deficit on the Provision of Services or Other Comprehensive Income and Expenditure) includes PFI contract.	59,132

The impact of a 1% fall in interest rates would be as above but with the movements being reversed. These assumptions are based on the same methodology as used in the note Fair value of Assets and Liabilities carried at Amortised Cost.

Price Risk

The Council, excluding the Pension Fund, does not generally invest in equity shares or marketable bonds and therefore does not have exposure to price risk in its investments.

The Council holds investment units in property funds that have been classified as Fair Value through Profit and Loss, however the Council has elected to use the 5 year override as allowed by CIPFA (and the Government) to allocate to Fair Value through Other Comprehensive Income, therefore any gains or losses on prices will be taken to the Financial Instrument Revaluation Reserve. A loss of £0.469m was recognised in 2020/21 in relation to the Council's holding in the property funds..

A general shift of 5% in the general price of units (positive or negative) would have resulted in a £1.405m gain or loss in the Financial Instrument Revaluation Reserve.

Foreign Exchange Risk

The Council has no financial assets or liabilities denominated in foreign currencies and thus has no exposure to loss arising from movements in exchange rates.

40 Events After the Balance Sheet Date

The Statement of Accounts was authorised for issue by the Group Director of Operations on 30 July 2021. Events taking place after this date are not reflected in the financial statements or notes. Where events taking place before this date provided information about conditions existing at 31 March 2021, the figures in the financial statements and notes have been adjusted in all material respects to reflect the impact of this information.

There are no significant post balance sheet events to be disclosed.

Notes to the Financial Statements of Darlington Borough Council for Year ended 31 March 2021

41 Statement of Accounting Policies

a) General Principles

The Statement of Accounts summarises the Council's transactions for the 2020/21 financial year and its position at the year-end of 31 March 2021. The Council is required to prepare an annual Statement of Accounts by the Accounts and Audit Regulations 2015, which those Regulations require to be prepared in accordance with proper accounting practices. The principal accounting policies have been applied consistently throughout the year.

These practices primarily comprise the Code of Practice on Local Authority Accounting in the United Kingdom 2020/21 (the Code), supported by International Financial Reporting Standards (IFRS) and statutory guidance issued under section 12 of the 2003 Act.

The accounting convention adopted in the Statement of Accounts is principally historical cost, modified by the revaluation of certain categories of non-current assets and financial instruments.

The Statement of Accounts has been prepared on a 'going concern' basis, which assumes that the functions of the Council will continue in operational existence for the foreseeable future. The provisions in the Code in respect of going concern reporting requirements reflect the economic and statutory environment in which the Council operates. As a result of this, it would not therefore be appropriate for the financial statements to be provided on anything other than a going concern basis.

The COVID 19 pandemic has had an unprecedented impact on the UK economy with substantial falls in Gross Domestic Product. The length and extent of the economic impact remains uncertain however the finances of all local authorities have been adversely affected and these effects are likely to continue post 2020/21. At the time of writing there is still some uncertainty regarding the impact of COVID 19 on the Council's finances and the amount of support which will be provided by central government. Grants to help with expenditure pressures totalling £8.682m have been received as have £2.550m further grant to cover income losses and £0.900m from the ACE recovery scheme. The Council had a closing cash balance at the 31 March 2021 of £9.328m .

The pandemic put severe strain on the council's 2020/21 budget in terms of both lost income and increased expenditure. The latter relates to both the increased cost of maintaining the council's own services and the cost of responding to government initiatives aimed at alleviating the economic consequences of the pandemic. The reduction in income relates principally to the decline in fees and charges for services although it is anticipated that reduced collection rates for business rates and council tax will also have a negative impact on the council's finances.

It is also clear that the pandemic will have an adverse impact on the council's finances post 2020/21. Work to establish the overall impact on the council is continuing and a revised Medium Term Financial Plan (MTFP) was presented to Cabinet in February 2021. This sets out the impact on the 2021/22 budget and beyond and it shows that the Council has a balanced budget over the life of the MTFP up to 2024/25.

In the current MTFP the Council's strategy has been to balance the budget going forward with the use of reserves and that will continue. Any increase from the previously reported position for 2021/22 will be due to some of the income and expenditure pressures being forecast to extend into that year and the negative impacts on both Council Tax income (likely increased bad debts and an increase in Local Council Tax Support recipients which will affect the tax-base) and Business Rates income (increased non collection leading to a Collection Fund deficit which can be spread over the next 3 financial years together with a reduction in the rating base due to successful appeals and businesses moving out or closing down) and also the Government guaranteeing to meet 75% of any in-year deficit for 2020/21 .

The mitigating factor underpinning the going concern assessment is that the Council continues to have available general fund balances above the current risk assessed minimum working balance of £5.350m. At the end of 2021/22 it is budgeted to be £21.893m which is £16.543m above the minimum level. Additionally, the Council's cash flow forecasts anticipate that cash balances will remain in a positive position for at least 12 months following the date of the audit opinion and do not forecast a need to borrow apart from potentially replacing short term borrowing that will mature in the period. The Council has undertaken cash flow modelling through to March 2023 which demonstrates the Council's ability to work within its Capital Financing Requirement and cash management framework, with a minimum cash balance forecast during the period of £10m.

b) Accruals of Income and Expenditure

Activity is accounted for in the year that it takes place, not simply when cash payments are made or received. In particular:

Notes to the Financial Statements of Darlington Borough Council for Year ended 31 March 2021

- Revenue from contracts with service recipients, whether for services or the provision of goods, is recognised when (or as) the goods or services are transferred to the service recipient in accordance with the performance obligations in the contract.
- Supplies are recorded as expenditure when they are consumed – where there is a gap between the date supplies are received and their consumption, they are carried as inventories on the Balance Sheet.
- Expenses in relation to services received (including services provided by employees) are recorded as expenditure when the services are received rather than when payments are made.
- Interest receivable on investments and payable on borrowings is accounted for respectively as income and expenditure on the basis of the effective interest rate for the relevant financial instrument rather than the cash flows fixed or determined by the contract.
- Where revenue and expenditure have been recognised but cash has not been received or paid, a debtor or creditor for the relevant amount is recorded in the Balance Sheet. Where debts may not be settled, the balance is written down and a charge made to revenue for the income that might not be collected. The Council has adopted a de minimis level of £500 for year-end accruals which means that they are not included in the statements.
- Income and expenditure are credited and debited to the relevant service revenue account, unless they properly represent capital receipts or capital expenditure.

The only exceptions to these principles where costs are not apportioned between years are:

- housing rents are shown in whole weeks
- quarterly accounts e.g. electricity are reflected on the basis of four payments per year

This policy is consistently applied each year and does not materially affect the accounts.

c) Cash and cash equivalents

Cash is represented by cash in hand and deposits with financial institutions, including on-call accounts and deposits with Money Market Funds, repayable without penalty on notice of not more than 24 hours held to meet short-term cash commitments. Cash equivalents are highly liquid investments that mature in no more than three months or less from the date of acquisition and that are readily convertible to known amounts of cash with insignificant risk of change in value.

In the Cash Flow Statement, cash and cash equivalents are shown net of bank overdrafts that are repayable on demand and form an integral part of the Council's cash management.

d) Prior Period Adjustments, Changes In Accounting Policies and Estimates and Errors

Prior period adjustments may arise as a result of a change in accounting policies or to correct a material error. Changes in accounting estimates are accounted for prospectively, i.e. in the current and future years affected by the change and do not give rise to a prior period adjustment.

Changes in accounting policies are only made when required by proper accounting practices or the change provides more reliable or relevant information about the effect of transactions, other events and conditions on the Council's financial position or financial performance. Where a change is made, it is applied retrospectively (unless stated otherwise) by adjusting opening balances and comparative amounts for the prior period as if the new policy had always been applied.

Material errors discovered in prior period figures are corrected retrospectively by amending opening balances and comparative amounts for the prior period.

e) Charges to Revenue for Non-Current Assets

Services, support services and trading accounts are debited with the following amounts to record the cost of holding non-current assets during the year:

- depreciation attributable to the assets used by the relevant service;
- revaluation and impairment losses on assets used by the service where there are no accumulated gains in the Revaluation Reserve against which the losses can be written off, and
- amortisation of intangible fixed assets attributable to the service.

Notes to the Financial Statements of Darlington Borough Council for Year ended 31 March 2021

The Council is not required to raise council tax to fund depreciation, revaluation and impairment losses or amortisation. However, it is required to make an annual contribution from revenue towards the reduction in its overall borrowing requirement equal to an amount calculated on a prudent basis determined by the Council in accordance with statutory guidance.

Depreciation, revaluation and impairment losses and amortisation are therefore replaced by the contribution in the General Fund Balance (Minimum Revenue Provision), by way of an adjusting transaction with the Capital Adjustment Account in the Movement in Reserves Statement for the difference between the two.

f) Council Tax and Non-Domestic Rates

Billing authorities act as agents, collecting council tax and non-domestic rates (NDR) on behalf of major preceptors (including government for NDR) and, as principals, collecting council tax and NDR for themselves. Billing authorities are required by statute to maintain a separate fund (i.e. the Collection Fund) for the collection and distribution of amounts due in respect of council tax and NDR. Under the legislative framework for the Collection Fund, billing authorities, major preceptors and central government share proportionately the risks and rewards that the amount of council tax and NDR collected could be less or more than predicted.

Accounting for Council Tax and NDR

The council tax and NDR income included in the Comprehensive Income and Expenditure Statement is the Council's share of accrued income for the year. However, regulations determine the amount of council tax and NDR that must be included in the Council's General Fund. Therefore the difference between the income included in the Comprehensive Income and Expenditure Statement and the amount required by regulation to be credited to the General Fund is taken to the Collection Fund Adjustment Account and included as a reconciling item in the Movement in Reserves Statement.

The Balance Sheet includes the Council's share of the end of year balances in respect of council tax and NDR relating to arrears, impairment allowances for doubtful debts, overpayments and prepayments and appeals.

Where debtor balances for the above are identified as impaired because of a likelihood arising from a past event that payments due under the statutory arrangements will not be made (fixed or determinable payments), the asset is written down and a charge made to the Financing and Investment Income an Expenditure line in the Comprehensive Income and Expenditure Statement. The impairment loss is measured as the difference between the carrying amount and the revised future cash flows.

g) Employee Benefits

Benefits Payable During Employment

Short-term employee benefits are those due to be settled wholly within 12 months of the year-end. They include such benefits as wages and salaries, paid annual leave and paid sick leave, bonuses and non-monetary benefits (e.g. cars) for current employees and are recognised as an expense for services in the year in which employees render service to the Council.

An accrual is made for the cost of holiday entitlements (or any form of leave, e.g. flexi time or time off in lieu) earned by employees but not taken before the year-end which employees can carry forward into the next financial year. The accrual is made at the wage and salary rates applicable in the following accounting year, being the period in which the employee takes the benefit.

The accrual is charged to Surplus or Deficit on the Provision of Services, but then reversed out through the Movement in Reserves Statement so that holiday benefits are charged to revenue in the financial year in which the holiday absence occurs.

Termination Benefits

Termination benefits are amounts payable as a result of a decision by the Council to terminate an officer's employment before the normal retirement date or an officer's decision to accept voluntary redundancy in exchange for those benefits and are charged on an accruals basis to the relevant service line or, where applicable, to a corporate service line at the earlier of when the Council can no longer withdraw the offer of those benefits or when the Council recognises costs for a restructuring.

Where termination benefits involve the enhancement of pensions, statutory provisions require the General Fund to be charged with the amount payable by the Council to the pension fund or pensioner in the year, not the amount calculated according to the relevant accounting standards although it is the Council's policy not to award any such enhancements.

Notes to the Financial Statements of Darlington Borough Council for Year ended 31 March 2021

Post Employment Benefits

Employees of the Council are members of three separate pension schemes:

- The Teachers' Pension Scheme, administered by Capita Teachers' Pensions on behalf of the Department for Education (DfE).
- The NHS Pension Scheme, administered by NHS Pensions
- The Local Government Pensions Scheme, administered by Durham County Council.

The schemes provide defined benefits to members (retirement lump sums and pensions) earned as employees of the Council.

However, the arrangements for the teachers' and the NHS schemes mean that liabilities for these benefits cannot ordinarily be identified specifically to the Council. The schemes are therefore accounted for as if they were a defined contribution scheme and no liability for future payments of benefits is recognised in the Balance Sheet. The Childrens' and Adults Services line in the Comprehensive Income and Expenditure Statement is charged with the employer's contributions payable to Teachers' Pensions in the year as is the employer's contributions payable to the NHS Pension scheme in the year.

The Local Government Pension Scheme

The Local Government Pension Scheme is accounted for as a defined benefits scheme:

- The liabilities of the Durham County Council pension fund attributable to the Council are included in the Balance Sheet on an actuarial basis using the projected unit method - i.e. an assessment of the future payments that will be made in relation to retirement benefits earned to date by employees, based on assumptions about mortality rates, employee turnover rates, etc, and projections of projected earnings for current employees.
- Liabilities are discounted to their value at current prices, using a discount rate of 2.6% (based on the indicative rate of return on high quality corporate bonds).
- The assets of Durham County Council pension fund attributable to the Council are included in the Balance Sheet at their fair value:
 - quoted securities – current bid price
 - unquoted securities – professional estimate
 - unitised securities – current bid price
 - property – market value.

The change in the net pensions liability is analysed into the following components:

- Service cost comprising:
 - current service cost - the increase in liabilities as a result of years of service earned this year - allocated in the Comprehensive Income and Expenditure Statement to the services for which the employees worked;
 - past service cost - the increase in liabilities as a result of a scheme amendment or curtailment whose effect relates to years of service earned in earlier years, debited to the Surplus or Deficit on the Provision of Services in the Comprehensive Income and Expenditure Statement.
 - net interest on the net defined benefit liability (asset), i.e. net interest expense for the Council - the change during the period in the net defined benefit liability (asset) that arises from the passage of time charged to the Financing and Investment Income and Expenditure line of the Comprehensive Income and Expenditure Statement - this is calculated by applying the discount rate used to measure the defined benefit obligation at the beginning of the period to the net defined benefit of the period - taking into account any changes in the net defined benefit liability (asset) during the period as a result of contribution and benefit payments.
- Remeasurements comprising:
 - the return on plan assets - excluding amounts included in net interest on the net defined liability (asset) charged to the Pensions Reserve as Other Comprehensive Income and Expenditure.
 - actuarial gains and losses - changes in the net pensions liability that arise because events have not coincided with assumptions made at the last actuarial valuation or because the actuaries have updated their assumptions - charged to the Pensions Reserve as Other Comprehensive Income and Expenditure.
- Contributions paid to the Durham County Council pension fund - cash paid as employer's contributions to the pension fund in settlement of liabilities; not accounted for as an expense.

Notes to the Financial Statements of Darlington Borough Council for Year ended 31 March 2021

In relation to retirement benefits, statutory provisions require the General Fund balance to be charged with the amount payable by the Council to the pension fund or directly to pensioners in the year, not the amount calculated according to the relevant accounting standards. In the Movement in Reserves Statement, this means that there are transfers to and from the Pensions Reserve to remove the notional debits and credits for retirement benefits and replace them with debits for the cash paid to the pension fund and pensioners and any such amounts payable but unpaid at the year-end. The negative balance that arises on the Pensions Reserve thereby measures the beneficial impact to the General Fund of being required to account for retirement benefits on the basis of cash flows rather than as benefits are earned by employees.

Discretionary Benefits

The Council also has restricted powers to make discretionary awards of retirement benefits in the event of early retirements. Any liabilities estimated to arise as a result of an award to any member of staff (including teachers) are accrued in the year of the decision to make the award and accounted for using the same policies as are applied to the Local Government Pension Scheme.

h) Events After the Reporting Period

Events after the Balance Sheet date are those events, both favourable and unfavourable, that occur between the end of the reporting period and the date when the Statement of Accounts is authorised for issue. Two types of events can be identified:

- those that provide evidence of conditions that existed at the end of the reporting period - the Statement of Accounts is adjusted to reflect such events; and
- those that are indicative of conditions that arose after the reporting period - the Statement of Accounts is not adjusted to reflect such events, but where a category of events would have a material effect, disclosure is made in the notes of the nature of the events and their estimated financial effect.

Events taking place after the date of authorisation for issue are not reflected in the Statement of Accounts.

i) Financial Instruments

Financial Liabilities

Financial liabilities are recognised on the Balance Sheet when the Council becomes a party to the contractual provisions of a financial instrument and are initially measured at fair value and are carried at their amortised cost. Annual charges to the Financing and Investment Income and Expenditure line in the Comprehensive Income and Expenditure Statement for interest payable are based on the carrying amount of the liability, multiplied by the effective rate of interest for the instrument. The effective interest rate is the rate that exactly discounts estimated future cash payments over the life of the instrument to the amount at which it was originally recognised.

For most of the borrowings that the Council has, this means that the amount presented in the Balance Sheet is the outstanding principal repayable (plus accrued interest); and interest charged to the Comprehensive Income and Expenditure Statement is the amount payable for the year according to the loan agreement.

Gains and losses on the repurchase or early settlement of borrowing are credited and debited to the Financing and Investment Income and Expenditure line in the Comprehensive Income and Expenditure Statement in the year of repurchase/settlement. However, where repurchase has taken place as part of a restructuring of the loan portfolio that involves the modification or exchange of existing instruments, the premium or discount is respectively deducted from or added to the amortised cost of the new or modified loan and the write-down to the Comprehensive Income and Expenditure Statement is spread over the life of the loan by an adjustment to the effective interest rate.

Where premiums and discounts have been charged to the Comprehensive Income and Expenditure Statement, regulations allow the impact on the General Fund Balance to be spread over future years. The Council has a policy of spreading the gain or loss over the term that was remaining on the loan against which the premium was payable or discount receivable when it was repaid. The reconciliation of amounts charged to the Comprehensive Income and Expenditure Statement to the net charge required against the General Fund Balance is managed by a transfer to or from the Financial Instruments Adjustment Account in the Movement in Reserves Statement.

Financial Assets

Financial assets are classified based on a classification and measurement approach that reflects the business model for holding the financial assets and their cashflow characteristics.

Notes to the Financial Statements of Darlington Borough Council for Year ended 31 March 2021

There are three main classes of financial assets measured at:

- amortised cost
- fair value through profit or loss (FVPL), and
- fair value through other comprehensive income (FVOCI)

The Council's business model is to hold investments to collect contractual cash flows. Financial assets are therefore classified as amortised cost, except for those whose contractual payments are not solely payment and interest (ie where the cash flows do not take the form of a basic debt instrument).

Financial Assets Measured at Amortised Cost

Financial assets measured at amortised cost are recognised on the Balance Sheet when the Council becomes a party to the contractual provisions of a financial instrument and are initially measured at fair value. They are subsequently measured at their amortised cost. Annual credits to the Financing and Investment Income and Expenditure line in the Comprehensive Income and Expenditure Statement for interest receivable are based on the carrying amount of the asset multiplied by the effective rate of interest for the instrument. For most of the financial assets held by the Council, this means that the amount presented in the Balance Sheet is the outstanding principal receivable (plus accrued interest) and interest credited to the Comprehensive Income and Expenditure Statement is the amount receivable for the year in the loan agreement.

The Council has the facility to make loans at less than market rates (soft loans). When soft loans are made, a loss is recorded in the Comprehensive Income and Expenditure Statement (debited to the appropriate service) for the present value of the interest that will be foregone over the life of the instrument, resulting in a lower amortised cost than the outstanding principal.

Interest is credited to the Financing and Investment Income and Expenditure line in the Comprehensive Income and Expenditure Statement at a marginally higher effective rate of interest than the rate receivable from the recipients of the loans, with the difference serving to increase the amortised cost of the loan in the Balance Sheet. Statutory provisions require that the impact of soft loans on the General Fund Balance is the interest receivable for the financial year - the reconciliation of amounts debited and credited to the Comprehensive Income and expenditure Statement to the net gain required against the General Fund Balance is managed by a transfer to or from the Financial Instruments Adjustment Account in the Movement in Reserves Statement.

Any gains or losses that arise on the derecognition of an asset are credited or debited to the Financing and Investment Income and Expenditure line of the Comprehensive Income and Expenditure Statement.

Expected Credit Loss Model

The Council recognises expected credit losses on all of its financial assets held at amortised cost (or where relevant FVOCI), either on a 12-month or lifetime basis. The expected credit loss model also applies to lease receivables and contract assets. Only lifetime losses are recognised for trade receivables (debtors) held by the Council.

Impairment losses are calculated to reflect the expectation that the future cash flows might not take place because the borrower could default on their obligations. Credit risk plays a crucial part in assessing losses. Where risk has increased significantly since an instrument was initially recognised, losses are assessed on a lifetime basis. Where risk has not increased significantly or remains low, losses are assessed on the basis of 12-month expected losses.

The Council has a portfolio of a number of loans to local businesses. It does not have reasonable and supportable information that is available without undue cost or effort to support the measurement of lifetime losses on an individual instrument basis. It has therefore assessed losses for the portfolio on a collective basis.

Financial assets measured at Fair Value through Other Comprehensive Income (FVOCI)

Financial assets that are measured at FVOCI are recognised on the balance sheet when the Council becomes a party to the contractual provisions of a financial instrument and are initially measured and carried at fair value. Fair value gains and losses are recognised as they arise in other comprehensive income.

Financial Assets Measured at Fair Value through Profit and Loss (FVPL)

Financial assets that are measured at FVPL are recognised on the Balance Sheet when the Council becomes a party to the contractual provisions of a financial instrument and are initially measured and carried at fair value. Fair value gains and losses are recognised as they arise in the surplus or deficit on the provision of services.

Notes to the Financial Statements of Darlington Borough Council for Year ended 31 March 2021

Fair value measurements of financial assets

Fair value of an asset is the price that would be received to sell an asset in an orderly transaction between market participants at the measurement date. The fair value measurements of the Council's financial assets are based on the following techniques:

- instruments with quoted market prices - the market price
- other instruments with fixed and determinable payments - discounted cash flow analysis.

The inputs to the measurement techniques are categorised in accordance with the following three levels:

- Level 1 inputs - quoted prices (unadjusted) in active markets for identical assets that the Council can access at the measurement date.
- Level 2 inputs - inputs other than quoted prices included within level 1 that are observable for the asset, either directly or indirectly.
- Level 3 inputs - unobservable inputs for the asset.

Any gains or losses that arise on the derecognition of the asset are credited or debited to the Financing and Investment Income and Expenditure line in the Comprehensive Income and Expenditure Statement.

An equity instrument can be elected into a FVOCI treatment rather than a FVPL treatment if it is not held for trading. The Council has reviewed its assets that would be measured at FVPL on the basis of the business model and has elected to classify instruments as either FVPL or FVOCI on an instrument by instrument basis based on the assessed benefit to the Council from the chosen classification.

As far as Teesside International Airport shares are concerned the Council has elected to treat them as an equity instrument which is not held for trading and therefore will be utilising the FVOCI treatment.

Instruments entered into before 1st April 2006

The Council has a financial guarantee that is not required to be accounted for as a financial instrument. This guarantee is reflected in the Statement of Accounts to the extent that it is shown in contingent liabilities (note 27).

j) Government Grants and Contributions

Whether paid on account, by instalments or in arrears, government grants and third party contributions and donations are recognised as due to the Council when there is reasonable assurance that:

- the Council will comply with the conditions attached to the payments; and
- the grants or contributions will be received.

Amounts recognised as due to the Council are not credited to the Comprehensive Income and Expenditure Statement until conditions attached to the grant or contribution have been satisfied. Conditions are stipulations that specify that the future economic benefits or service potential embodied in the asset received in the form of the grant or contribution are required to be consumed by the recipient as specified, or future economic benefits or service potential must be returned to the transferor.

Monies advanced as grants and contributions for which conditions have not been satisfied are carried in the Balance Sheet as creditors. When conditions are satisfied, the grant or contribution is credited to the relevant service line (attributable revenue grants and contributions) or Taxation and Non-Specific Grant Income (non-ringfenced revenue grants and all capital grants) in the Comprehensive Income and Expenditure Statement.

Where capital grants are credited to the Comprehensive Income and Expenditure Statement, they are reversed out of the General Fund Balance in the Movement in Reserves Statement.

Where the grant has yet to be used to finance capital expenditure, it is posted to the Capital Grants Unapplied Reserve. Where it has been applied, it is posted to the Capital Adjustment Account. Amounts in the Capital Grants Unapplied Reserve are transferred to the Capital Adjustment Account once they have been applied to fund capital expenditure.

Notes to the Financial Statements of Darlington Borough Council for Year ended 31 March 2021

k) Heritage Assets

A heritage asset is defined as an asset with 'historical, artistic, scientific, technological, geophysical or environmental qualities that is held and maintained principally for its contribution to knowledge and culture'.

Heritage assets are accounted for in accordance with the Council's accounting policies on property, plant and equipment except 'where it is not practical to obtain a valuation at a cost which is commensurate with the benefits to users of the financial statements, heritage assets shall be measured at historic cost.' Valuations may also be made by any method that is appropriate and relevant.

The carrying amounts of heritage assets are reviewed where there is evidence of impairment for heritage assets e.g. where an item has suffered physical deterioration or breakage or where doubts arise as to its authenticity. Any impairment is recognised and measured in accordance with the Council's general policies on impairment (see page 62). If any heritage assets are disposed of then the proceeds are accounted for in accordance with the Council's general provisions relating to the disposal of property, plant and equipment. Disposal proceeds are disclosed separately in the notes to the financial statements and are accounted for in accordance with statutory accounting requirements relating to capital expenditure and capital receipts.

l) Interests in Companies and Other Entities

The Code of Practice on Local Authority Accounting 2019/20 requires local authorities to produce group accounts to reflect significant activities provided to council taxpayers by other organisations in which an authority has an interest. The Council has reviewed its interests in companies and other entities that have the nature of subsidiaries, associates and joint ventures against the criteria in the Code and concluded that there are such material interests that require the preparation of group accounts. In the Council's own single-entity accounts, the interest in companies and other entities are recorded as financial assets at cost, less any provision for losses.

m) Inventories and Long Term Contracts

Inventories are included in the Balance Sheet at the lower of cost and net realisable value, with the exception of stores held at Allington Way Depot, which are valued at last price paid. This is a departure from the Code of Practice but the effect of the different treatment is not material. Work in progress is subject to an interim valuation at the year-end and recorded in the balance sheet at cost plus any profit reasonably attributable to the works.

n) Investment Properties

Investment properties are those that are used solely to earn rentals and/or for capital appreciation. The definition is not met if the property is used in any way to facilitate the delivery of services or production of goods or is held for sale.

Investment properties are measured initially at cost and subsequently at fair value, being the price that would be received to sell such an asset in an orderly transaction between market participants at the measurement date. As a non-financial asset, investment properties are measured at highest and best use. Properties are not depreciated but are revalued annually according to market conditions at year-end. Gains and losses on revaluation are posted to the Financing and Investment Income and expenditure line in the Comprehensive Income and Expenditure Statement. The same treatment is applied to gains and losses on disposal.

Rentals received in relation to investment properties are credited to the Financing and Investment Income line and result in a gain for the General Fund Balance. However, revaluation and disposal gains and losses are not permitted by statutory arrangements to have an impact on the General Fund balance. The gains and losses are therefore reversed out of the General Fund Balance in the Movement in Reserves Statement and posted to the Capital Adjustment Account and (for any sale proceeds greater than £10,000) the Capital Receipts Reserve.

o) Leases

Leases are classified as finance leases where the terms of the lease transfer substantially all the risks and rewards incidental to ownership of the property, plant or equipment from the lessor to the lessee. All other leases are classified as operating leases.

Where a lease covers both land and buildings, the land and buildings elements are considered separately for classification.

Arrangements that do not have the legal status of a lease but convey a right to use an asset in return for payment are accounted for under this policy where fulfilment of the arrangement is dependent upon the use of specific assets.

Notes to the Financial Statements of Darlington Borough Council for Year ended 31 March 2021

The Council as Lessee

Finance Leases

Property, plant and equipment held under finance leases is recognised on the Balance Sheet at the commencement of the lease at its fair value measured at the lease's inception (or the present value of the minimum lease payments, if lower). The asset recognised is matched by a liability for the obligation to pay the lessor. Initial direct costs of the Council are added to the carrying amount of the asset. Premiums paid on entry into a lease are applied to writing down the lease liability. Contingent rents are charged as expenses in the periods in which they are incurred.

Lease payments are apportioned between:

- a charge for the acquisition of the interest in the property, plant or equipment - applied to write down the lease liability; and
- a finance charge (debited to the Financing and Investment Income and Expenditure line in the Comprehensive Income and Expenditure Statement).

Property, plant and equipment recognised under finance leases is accounted for using the policies applied generally to such assets, subject to depreciation being charged over the lease term if this is shorter than the asset's estimated useful life (where ownership of the asset does not transfer to the Council at the end of the lease period).

The Council is not required to raise council tax to cover depreciation or revaluation and impairment losses arising on leased assets. Instead, a prudent annual contribution is made from revenue funds towards the deemed capital investment in accordance with statutory requirements. Depreciation and revaluation and impairment losses are therefore substituted by a revenue contribution in the General Fund Balance, by way of an adjusting transaction with the Capital Adjustment Account in the Movement in Reserves Statement for the difference between the two.

Operating Leases

Rentals paid under operating leases are charged to the Comprehensive Income and Expenditure Statement as an expense of the services benefitting from use of the leased property, plant or equipment. Charges are made on a straight-line basis over the life of the lease, even if this does not match the pattern of payments (e.g. there is a rent free period at the commencement of the lease).

The Council as Lessor

Finance Leases

Where the Council grants a finance lease over a property or an item of plant or equipment, the relevant asset is written out of the Balance Sheet as a disposal. At the commencement of the lease, the carrying amount of the asset in the Balance Sheet (whether property, plant and equipment or assets held for sale) is written off to the Other Operating Expenditure line in the Comprehensive Income and Expenditure Statement as part of the gain or loss on disposal. A gain, representing the Council's net investment in the lease, is credited to the same line in the Comprehensive Income and Expenditure Statement also as part of the gain or loss on disposal (i.e. netted off against the carrying value of the asset at the time of disposal), matched by a lease (long term debtor) asset in the Balance Sheet.

Lease rentals receivable are apportioned between:

- a charge for the acquisition of the interest in the property - applied to write down the lease debtor (together with any premiums received); and
- finance income (credited to the Financing and Investment Income and Expenditure line in the Comprehensive Income and Expenditure Statement).

The gain credited to the Comprehensive Income and Expenditure Statement on disposal is not permitted by statute to increase the General Fund Balance and is required to be treated as a capital receipt. Where a premium has been received, this is posted out of the General Fund Balance to the Capital Receipts Reserve in the Movement in Reserves Statement. Where the amount due in relation to the lease asset is to be settled by the payment of rentals in future financial years, this is posted out of the General Fund Balance to the Deferred Capital Receipts Reserve in the Movement in Reserves Statement. When the future rentals are received, the element for the capital receipt for the disposal of the asset is used to write down the lease debtor. At this point, the deferred capital receipts are transferred to the Capital Receipts Reserve.

Notes to the Financial Statements of Darlington Borough Council for Year ended 31 March 2021

The written-off value of disposals is not a charge against council tax, as the cost of non-current assets is fully provided for under separate arrangements for capital financing. Amounts are therefore appropriated to the Capital Adjustment Account from the General Fund Balance in the Movement in Reserves Statement.

Operating Leases

Where the Council grants an operating lease over a property or an item of plant or equipment, the asset is retained in the Balance Sheet. Rental income is credited to the Other Operating Expenditure line in the Comprehensive Income and Expenditure Statement. Credits are made on a straight-line basis over the life of the lease, even if this does not match the pattern of payments (e.g. there is a premium paid at the commencement of the lease). Initial direct costs incurred in negotiating and arranging the lease are added to the carrying amount of the relevant asset and charged as an expense over the lease term on the same basis as rental income.

p) Overheads and Support Services

The costs of overheads and support services are charged to service segments in accordance with the Council's arrangements for accountability and financial performance.

q) Property, Plant and Equipment

Assets that have physical substance and are held for use in the production or supply of goods or services, for rentals to others, or for administrative purposes and that are expected to be used during more than one financial year are classified as property, plant and equipment.

Capital expenditure under £5,000 is classified as de-minimis and is charged to the Comprehensive Income and Expenditure Statement. The de-minimis expenditure is financed using existing capital resources or by borrowing, this is posted out of the General Fund Balance to the Capital Adjustment Account in the Movement in Reserves Statement so there is no impact on the levels of council tax.

Recognition

Expenditure on the acquisition, creation or enhancement of property, plant and equipment is capitalised on an accruals basis, provided that it is probable that the future economic benefits or service potential associated with the item will flow to the Council and the cost of the item can be measured reliably. Expenditure that maintains but that does not add to an asset's potential to deliver future economic benefits or service potential (i.e. repairs and maintenance) is charged as an expense when it is incurred.

Measurement

Assets are initially measured at cost, comprising:

- the purchase price;
- any costs attributable to bringing the asset to the location and condition necessary for it to be capable of operating in the manner intended by management;
- the initial estimate of the costs of dismantling and removing the item and restoring the site on which it is located.

The Council does not capitalise borrowing costs incurred whilst assets are under construction.

The cost of assets acquired other than by purchase is deemed to be its fair value, unless the acquisition does not have commercial substance (i.e. it will not lead to a variation in the cash flows of the Council). In the latter case, where an asset is acquired via an exchange, the cost of the acquisition is the carrying amount of the asset given up by the Council.

Donated assets are measured initially at fair value. The difference between fair value and any consideration paid is credited to the Taxation and Non-Specific Grant Income line of the Comprehensive Income and Expenditure Statement, unless the donation has been made conditionally. Until conditions are satisfied, the gain is held in the Donated Assets Account. Where gains are credited to the Comprehensive Income and Expenditure Statement, they are reversed out of the General Fund Balance to the Capital Adjustment Account in the Movement in Reserves Statement.

Assets are then carried in the Balance Sheet using the following measurement bases:

- infrastructure, community assets and assets under construction - depreciated historical cost;
- dwellings - current value, determined using the basis of existing use value for social housing (EUV - SH);

Notes to the Financial Statements of Darlington Borough Council for Year ended 31 March 2021

- school buildings - current value, but because of their specialised nature, are measured at depreciated replacement cost which is used as an estimate of current value;
- surplus assets - the current value measurement basis is fair value, estimated at highest and best use from a market participant's perspective;
- all other assets - current value, determined as the amount that would be paid for the asset in its existing use (existing use value - EUV).

Where there is no market-based evidence of current value because of the specialised nature of an asset, depreciated replacement cost (DRC) is used as an estimate of current value.

Where non-property assets have short useful lives or low values (or both), depreciated historical cost basis is used as a proxy for current value.

Assets included in the Balance Sheet at current value are revalued sufficiently regularly to ensure that their carrying amount is not materially different from their current value at the year-end, but as a minimum every five years. Increases in valuations are matched by credits to the Revaluation Reserve to recognise unrealised gains. Exceptionally, gains might be credited to the Surplus or Deficit on the Provision of Services in the Comprehensive Income and Expenditure Statement where they arise from the reversal of a loss previously charged to a service.

Where decreases in value are identified, they are accounted for by:

- where there is a balance of revaluation gains for the asset in the Revaluation Reserve, the carrying amount of the asset is written down against that balance (up to the amount of the accumulated gains);
- where there is no balance in the Revaluation Reserve or an insufficient balance, the carrying amount of the asset is written down against the relevant service line(s) in the Comprehensive Income and Expenditure Statement.

The Revaluation Reserve contains revaluation gains recognised since 1 April 2007 only, the date of its formal implementation. Gains arising before that date have been consolidated into the Capital Adjustment Account.

Impairment

Assets are assessed at each year-end as to whether there is any indication that an asset may be impaired. Where indications exist and any possible differences are estimated to be material, the recoverable amount of the asset is estimated and, where this is less than the carrying amount of the asset, an impairment loss is recognised for the shortfall.

Where impairment losses are identified, they are accounted for by:

- where there is a balance of revaluation gains for the asset in the Revaluation Reserve, the carrying amount of the asset is written down against that balance (up to the amount of the accumulated gains);
- where there is no balance in the Revaluation Reserve or an insufficient balance, the carrying amount of the asset is written down against the relevant service line(s) in the Comprehensive Income and Expenditure Statement.

Where an impairment loss is reversed subsequently, the reversal is credited to the relevant service line(s) in the Comprehensive Income and Expenditure Statement, up to the amount of the original loss, adjusted for depreciation that would have been charged if the loss had not been recognised.

Depreciation

Depreciation is provided for on all property, plant and equipment assets by the systematic allocation of their depreciable amounts over their useful lives. An exception is made for assets without a determinable finite useful life (i.e. freehold land and certain Community Assets) and assets that are not yet available for use (i.e. assets under construction).

Depreciation is calculated on the following bases:

- dwellings and other buildings - straight-line allocation over the useful life of the property as estimated by the valuer;
- vehicles, plant, furniture and equipment - a percentage of the value of each class of assets in the Balance Sheet, as advised by a suitably qualified officer; and
- infrastructure - straight-line allocation over 30 years.

Notes to the Financial Statements of Darlington Borough Council for Year ended 31 March 2021

Where an item of property, plant and equipment has major components whose cost is significant in relation to the total cost of the item, the components are depreciated separately. Assets valued higher than £1m that are made up from different components and whose cost is significant in relation to the total cost of the item are depreciated on a component by component basis. The components used are host (structure), externals, services and roof. Once separated, depreciation is charged across each components useful life as appropriate.

Revaluations gains are also depreciated, with an amount equal to the difference between current value depreciation charged on assets and the depreciation that would have been chargeable based on their historical cost being transferred each year from the Revaluation Reserve to the Capital Adjustment Account.

Disposals and Non-current Assets Held for Sale

When it becomes probable that the carrying amount of an asset will be recovered principally through a sale transaction rather than through its continuing use, it is reclassified as an asset held for sale. The asset is revalued immediately before reclassification and then carried at the lower of this amount and fair value less costs to sell. Where there is a subsequent decrease to fair value less costs to sell, the loss is posted to the Other Operating Expenditure line in the Comprehensive Income & Expenditure Statement. Gains in fair value are recognised only up to the amount of any previously recognised losses in the Surplus or Deficit on the Provision of Services. Depreciation is not charged on assets held for sale.

If assets no longer meet the criteria to be classified as assets held for sale, they are reclassified back to non-current assets and valued at the lower of their carrying amount before they were classified as held for sale; adjusted for depreciation, amortisation or revaluations that would have been recognised had they not been classified as held for sale, and their recoverable amount at the date of the decision not to sell.

Assets that are to be abandoned or scrapped are not reclassified as assets held for sale.

When an asset is disposed of or decommissioned, the carrying amount of the asset in the Balance Sheet (whether property, plant and equipment or assets held for sale) is written off to the Other Operating Expenditure line in the Comprehensive Income and Expenditure Statement as part of the gain or loss on disposal. Receipts from disposals (if any) are credited to the same line in the Comprehensive Income and Expenditure Statement as part of the gain or loss on disposal (i.e. netted off against the carrying value of the asset at the time of disposal). Any revaluation gains accumulated for the asset in the Revaluation Reserve are transferred to the Capital Adjustment Account.

Amounts received for a disposal in excess of £10,000 are categorised as capital receipts. A proportion of capital receipts relating to housing disposals is payable to the Government. The balance of receipts remains within the Capital Receipts Reserve, and can then only be used for new capital investment or set aside to reduce the Council's underlying need to borrow (the capital financing requirement). Receipts are appropriated to the Reserve from the General Fund Balance in the Movement in Reserves Statement.

The written-off value of disposals is not a charge against council tax, as the cost of non-current assets is fully provided for under separate arrangements for capital financing. Amounts are appropriated to the Capital Adjustment Account from the General Fund Balance in the Movement in Reserves Statement.

r) Private Finance Initiative (PFI) and Similar Contracts

PFI and similar contracts are agreements to receive services, where the responsibility for making available the property, plant and equipment needed to provide the services passes to the PFI contractor. As the Council is deemed to control the services that are provided under its PFI schemes, and as ownership of the property, plant and equipment will pass to the Council at the end of the contract for no additional charge, the Council carries the assets used under the contract on its Balance Sheet as part of property, plant and equipment (unless the PFI scheme is a school that has subsequently transferred to Academy status and then it will be removed from the Council's Balance Sheet).

The original recognition of these assets at fair value (based on the cost to purchase the property, plant and equipment) was balanced by the recognition of a liability for amounts due to the scheme operator to pay for the capital investment.

Non-current assets recognised on the Balance Sheet are revalued and depreciated in the same way as property, plant and equipment owned by the Council.

Notes to the Financial Statements of Darlington Borough Council for Year ended 31 March 2021

The amounts payable to the PFI operators each year are analysed into three elements:

- fair value of the services received during the year - debited to the relevant service in the Comprehensive Income and Expenditure Statement,
- finance cost - an interest charge of 4.77% on the outstanding Balance Sheet liability, debited to the Financing and Investment Income and Expenditure line in the Comprehensive Income and Expenditure Statement, and
- payment towards liability - applied to write down the Balance Sheet liability towards the PFI operator (the profile of write-downs is calculated using the same principles as for a finance lease).

s) Provisions, Contingent Liabilities and Contingent Assets

Provisions

Provisions are made where an event has taken place that gives the Council a legal or constructive obligation that probably requires settlement by a transfer of economic benefits or service potential, and a reliable estimate can be made of the amount of the obligation. For instance, the Council may be involved in a court case that could eventually result in the making of a settlement or the payment of compensation.

Provisions are charged as an expense to the appropriate service line in the Comprehensive Income and Expenditure Statement when the Council has an obligation, and are measured at the best estimate at the Balance Sheet date of the expenditure required to settle the obligation, taking into account relevant risks and uncertainties.

When payments are eventually made, they are charged to the provision carried in the Balance Sheet. Estimated settlements are reviewed at the end of each financial year - where it becomes less than probable that a transfer of economic benefits will now be required (or a lower settlement than anticipated is made), the provision is reversed and credited back to the relevant service.

Where some or all of the payment required to settle a provision is expected to be recovered from another party (e.g. from an insurance claim), this is only recognised as income for the relevant service if it is virtually certain that reimbursement will be received if the Council settles the obligation.

Contingent Liabilities

A contingent liability arises where an event has taken place that gives the Council a possible obligation whose existence will only be confirmed by the occurrence or otherwise of uncertain future events not wholly within the control of the Council. Contingent liabilities also arise in circumstances where a provision would otherwise be made but either it is not probable that an outflow of resources will be required or the amount of the obligation cannot be measured reliably.

Contingent liabilities are not recognised in the Balance Sheet but disclosed in note 27 to the accounts.

Contingent Assets

A contingent asset arises where an event has taken place that gives the Council a possible asset whose existence will only be confirmed by the occurrence or otherwise of uncertain future events not wholly within the control of the Council.

Contingent assets are not recognised in the Balance Sheet but disclosed in a note to the accounts where it is probable that there will be an inflow of economic benefits or service potential although at present the Council doesn't have any Contingent Assets.

t) Reserves

The Council sets aside specific amounts as reserves for future policy purposes or to cover contingencies. Reserves are created by transferring amounts out of the General Fund Balance. When expenditure to be financed from a reserve is incurred, it is charged to the appropriate service in that year to score against the Surplus or Deficit on Provision of Services in the Comprehensive Income and Expenditure Statement. The reserve is then transferred back into the General Fund Balance so that there is no net charge against council tax for the expenditure.

Certain reserves are kept to manage the accounting processes for non-current assets, financial instruments, local taxation, retirement and employee benefits and do not represent usable resources for the Council - these reserves are explained in the relevant policies.

Notes to the Financial Statements of Darlington Borough Council for Year ended 31 March 2021

u) Revenue Expenditure Funded from Capital under Statute

Expenditure incurred during the year that may be capitalised under statutory provisions but that does not result in the creation of a non-current asset has been charged as expenditure to the relevant service in the Comprehensive Income and Expenditure Statement in the year. Where the Council has determined to meet the cost of this expenditure from existing capital resources or by borrowing, a transfer in the Movement in Reserves Statement from the General Fund Balance to the Capital Adjustment Account then reverses out the amounts charged so that there is no impact on the level of council tax.

v) Value Added Tax (VAT)

VAT payable is included as an expense only to the extent that it is not recoverable from Her Majesty's Revenue & Customs. VAT receivable is excluded from income.

If the Council was unable to recover exempt input tax it would be included as an expense in the Comprehensive Income and Expenditure Statement.

w) Schools

The Code of Practice on Local Authority Accounting in the United Kingdom confirms that the balance of control for local authority maintained schools (i.e. those categories of school identified in the School Standards and Framework Act 1998, as amended) lies with the local authority.

The Code also stipulates that those schools' assets, liabilities, reserves and cash flows are recognised in the local authority financial statements. Therefore schools' transactions, cash flows and balances are recognised in each of the financial statements of the Council as if they were the transactions, cash flows and balances of the Council.

x) Fair Value Measurement

The Council measures some of its non-financial assets such as surplus assets and investment properties and some of its financial instruments such as equity shareholdings at fair value at each reporting date. Fair value is the price that would be received to sell an asset or paid to transfer a liability in an orderly transaction between market participants at the measurement date. The fair value measurement assumes that the transaction to sell the asset or transfer the liability takes place either:

- a) in the principal market for the asset or liability, or
- b) in the absence of a principal market, in the most advantageous market for the asset or liability.

The Council measures the fair value of an asset or liability using the assumptions that market participants would use when pricing the asset or liability, assuming that market participants act in their economic best interest.

When measuring the fair value of a non-financial asset, the Council takes into account a market participant's ability to generate economic benefits by using the asset in its highest and best use or by selling it to another market participant that would use the asset in highest or best use.

The Council uses valuation techniques that are appropriate in the circumstances and for which sufficient data is available, maximising the use of relevant observable inputs and minimising the use of unobservable inputs.

Inputs to the valuation techniques in respect of assets and liabilities for which fair value is measured or disclosed in the Council's financial statements are categorised within the fair value hierarchy, as follows:

- Level 1 - quoted prices (unadjusted) in active markets for identical assets that the Council can access at the measurement date
- Level 2 - inputs other than quoted prices included within Level 1 that are observable for the asset or liability, either directly or indirectly
- Level 3 - unobservable inputs for the asset or liability.

y) Exceptional Items

When items of income and expense are material, their nature and amount is disclosed separately, either on the face of the Comprehensive Income and Expenditure Statement or in the notes to the financial statements, depending on how significant the items are to an understanding of the Council's financial performance.

Housing Revenue Account for Darlington Borough Council for the year ended 31 March 2021

HRA Income and Expenditure Statement

As at 31 March 2020		As at 31 March 2021	Notes
£'000		£'000	
	<u>Expenditure</u>		
(4,410)	Repairs and maintenance	(4,101)	
(6,011)	Supervision and management	(6,103)	
(100)	Rent, rates, taxes and other charges	(50)	
(327)	Increased provision for bad and doubtful debts	63	7
	<u>Depreciation of non-current assets:</u>		
(2,891)	On HRA dwellings	(1,920)	6
(10)	On Non-HRA dwellings	0	6
0	Impairment of Fixed Assets	0	3
11,721	Revaluation (Loss) / Gain on Fixed Assets	(7,466)	3
0	Revenue Expenditure funded from Capital under Statute	0	4
(10)	Debt management costs	0	
(2,038)	Total Expenditure	(19,577)	
	<u>Income</u>		
20,099	Dwelling rents	20,222	
492	Non-dwelling rents	505	
3,245	Charges for services & facilities	2,903	
692	Contribution towards Expenditure	765	
24,528	Total Income	24,395	
22,490	Net Expenditure or Income of HRA Services as included in the whole	4,818	
(347)	HRA Share of other amounts included in the whole Authority net costs of	(276)	
22,143	Net income for HRA Services	4,542	
	HRA Share of Operating income and expenditure included in the		
(2,418)	Interest Payable and Similar Charges	(2,395)	
48	Gain on sale on HRA non-current assets	42	
60	Interest and Investment Income	15	
(214)	Pension Interest Cost and Expected Return on Pension Assets	(214)	
19,619	Surplus for the Year on HRA Services	1,990	

Housing Revenue Account for Darlington Borough Council for the year ended 31 March 2021

Movement on the HRA Statement

As at 31 March 2020		As at 31 March 2021	As at 31 March 2021
£'000		£'000	£'000
16,675	Balance on the HRA at the end of the previous year		19,829
19,619	Surplus for the year on the HRA Income and Expenditure Statement	1,990	
	Adjustments between accounting basis and funding basis under statute:		
(166)	Difference between amounts charged to Income and Expenditure for	(169)	
(8,820)	Difference between any other item of income and expenditure determined in accordance with the Code and determined in accordance with statutory HRA requirements	9,392	
(629)	Voluntary set aside for debt repayment	(629)	
(7,411)	Capital expenditure funded by the HRA	(5,751)	
2,593	Net decrease before transfers to reserves	4,833	
	Transfers (to) or from earmarked reserves:		
951	Net charges made for retirement benefits in accordance with IAS19	939	
0	Other transfers from/(to) earmarked reserves	0	
(390)	Employer's contributions payable to the Durham County Council Pension Fund and retirement benefits payable direct to pensioners.	(449)	
561	Transfers from reserves	490	
3,154	Increase in year on the HRA		5,323
19,829	Balance on the HRA at the end of the current year		25,152

Notes to the Housing Revenue Account for Darlington Borough Council for the year ended 31 March 2021

1 Housing Stock

1 April 2020		31 March 2021
	<u>Number and types of dwellings</u>	
2,661	Houses	2,616
2,318	Flats	2,316
0	Maisonettes	13
344	Bungalows	344
2	Non HRA	0
<u>5,325</u>	Total dwellings	<u>5,289</u>
	<u>Balance Sheet values</u>	
£000		£000
52	Land	51
175,302	Houses	170,712
411	Other property	719
<u>175,765</u>	Total net Balance Sheet value	<u>171,482</u>
	<u>Operational Assets</u>	
175,302	Dwellings	170,712
0	Other Land & buildings	0
<u>175,302</u>		<u>170,712</u>
463	Non-operational assets	770
<u>175,765</u>	Total net Balance Sheet value	<u>171,482</u>

2 Vacant Possession Values

The vacant possession value of dwellings as at 1 April in the financial year is £382.176m (£392.999m in 2019/20).

The vacant possession value of a property is defined as an opinion of the best price at which the sale of an interest in the property would have been completed unconditionally for cash consideration on the date of the valuation.

The vacant possession value most naturally relates to sale of a single owner-occupied dwelling. Therefore it must be adjusted to obtain the balance sheet or social housing value. The social value housing value reflects a valuation for a property if it were disposed of with sitting tenants enjoying sub-market rents and tenants' rights. Rents in the private sector reflect capital values quite well since they are market rents. Rents set by local authorities are unlikely to reflect the market position as they have been arrived at through a combination of historic practice and current policy.

The difference between the vacant possession value and the balance sheet value therefore shows the economic cost to the Government of providing council housing at less than open market value.

3 Impairment/Revaluation of Non-current assets

These charges occur where there is a material reduction in the value of a non-current asset during an accounting period. Impairment/revaluation charges of £7.466m (£11.721m in 2019/20) were charged to the Income and Expenditure Statement in 2020/21. This represents £0.215m (£0.294m in 2019/20) of capital expenditure incurred in the year that did not add value to the current housing stock valuation and £7.251m (£12.007m in 2019/20) following a re-valuation exercise carried out during the year.

Notes to the Housing Revenue Account for Darlington Borough Council for the year ended 31 March 2021

4 Revenue Expenditure funded from Capital under Statute

Capital expenditure in 2020/21 included expenditure incurred during the year that may be capitalised under statutory provisions but does not result in the creation of fixed assets and has been charged as expenditure to the HRA Income and Expenditure Account. Grants received towards the cost of this expenditure can be regarded as revenue grants despite their classification as capital. In 2020/21 Revenue Expenditure funded from Capital under Statute was nil (nil in 2019/20), capital grants treated as revenue totalled nil (nil in 2019/20).

5 Capital Expenditure

Capital expenditure within the HRA during 2020/21 was as follows :

2019/20 £'000		2020/21 £'000
11,158	Houses	6,884
80	Other property	4
11,238	Total capital expenditure	6,888

Total capital expenditure on land, houses and other property within the HRA during 2020/21 was funded via the following sources:

2019/20 £'000		2020/21 £'000
1,432	Usable capital receipts	684
7,411	Revenue	5,750
2,395	Other Grant Funding	454
0	Capital Contribution	0
11,238	Total capital expenditure	6,888

A summary of total capital receipts from disposals is as follows :

2019/20 £'000		2020/21 £'000
1,497	Houses	1,265
1,497	Total capital receipts	1,265

6 Depreciation of Non-current Assets

Depreciation charges also form part of the New Financial Framework. They reflect the consumption of HRA assets over their useful life and are as follows:

2019/20 £'000		2020/21 £'000
2,891	Houses	1,910
10	Vehicle, Plant & Equipment	10
2,901	Total charge for depreciation	1,920
2,891	Operational Assets	1,910
10	Dwellings	10
2,901	Total charge for depreciation	1,920

Notes to the Housing Revenue Account for Darlington Borough Council for the year ended 31 March 2021

7 Rent Arrears

Details of gross rent arrears, which include garages, heating and water charges are:

2019/20		2020/21
£'000		£'000
1,817	Gross rent arrears as at 31 March	1,178

A provision in respect of uncollectable rent debts is included in the consolidated balance sheet.

Year Ended		Year Ended
31 March		31 March
2020		2021
£'000		£'000
741	Opening provision for uncollectable debts	1,086
(52)	Amounts written off in the year	(621)
327	Increase in provision for the year	(63)
<u>1,016</u>	Closing provision for uncollectable debts	<u>402</u>

Collection Fund for Darlington Borough Council for the year ended 31 March 2021

2019/20		2020/21			Notes
		Council Tax	Non-domestic rates	Total	
Total					
£'000		£'000	£'000	£'000	
	<u>Income</u>				
(60,070)	Income from Council Tax	(61,725)	0	(61,725)	2
(33,522)	Income from Business Rates	0	(17,269)	(17,269)	3
	Contributions				
143	Darlington Borough Council	(400)	(808)	(1,208)	
146	Central Government	(1,230)	(791)	(2,021)	
3	County Durham and Darlington Fire & Rescue Authority	(27)	(16)	(43)	
0	Office of Durham Police Crime & Victims' Commissioner	(54)	0	(54)	
(93,300)	Total Income	(63,436)	(18,884)	(82,320)	
	<u>Expenditure</u>				
	Precepts and demands				
66,555	Darlington Borough Council	52,358	19,716	72,074	
6,747	Office of the Durham Police and Crime Commissioner	7,174	0	7,174	
3,746	County Durham and Darlington Fire & Rescue Authority	3,515	362	3,877	
15,886	Central Government	0	16,149	16,149	
1,294	Transitional Protection payment - NNDR	0	848	848	
	Business Rates				
145	Costs of collection	0	145	145	
	Impairment of Bad or Doubtful Debts / Appeals				
1,449	Write offs	119	96	215	
(227)	Movement in net provision	576	248	824	
(46)	Increase in Provision for Appeals	0	0	0	
95,549	Total Expenditure	63,742	37,564	101,306	
2,249	Collection Fund deficit for the year	306	18,680	18,986	
420	Collection Fund deficit balance b/fwd	1,058	1,611	2,669	
2,249	Collection Fund deficit for the year	306	18,680	18,986	
2,669	Collection Fund deficit balance c/fwd	1,364	20,291	21,655	
	Allocated to:				
1,667	Darlington Borough Council	1,132	9,943	11,075	
120	Office of the Durham Police and Crime Commissioner	156	0	156	
76	County Durham and Darlington Fire & Rescue Authority	76	203	279	
806	Central Government	0	10,145	10,145	
2,669		1,364	20,291	21,655	

Notes to the Collection Fund of Darlington Borough Council for year ended 31 March 2021

1 Collection Fund

In order to comply with the terms of the Local Government Finance Act 1988 (as amended by the Local Government Finance Act 1992), local authorities must maintain a separate Collection Fund. The purpose of the Collection Fund therefore, is to isolate the income and expenditure relating to Council Tax and National Non-domestic Rates.

The Collection Fund is an agent's statement that reflects the statutory obligations for billing authorities to maintain a separate Collection Fund. The statement shows the transactions of the billing authority in relation to the collection from taxpayers and distribution to local authorities and the Government of council tax and non-domestic rates (NNDR).

2 Income From Council Tax

The Council Tax is a tax based on property bandings (A to H).

There is a basic tax for the middle band (Band D) with proportionately higher and lower taxes for the other bands.

The Council's tax base i.e. the number of chargeable dwellings in each band (adjusted for discounts and exemptions) and converted to an equivalent number of Band D dwellings was calculated as follows and approved by Full Council in January 2020:

Band	A	B	C	D	E	F	G	H
Chargeable Dwellings	9,917	6,701	5,637	5,150	3,498	1,708	891	72
Ratio	6/9	7/9	8/9	9/9	11/9	13/9	15/9	18/9

The Council set a basic council tax in 2020/21 of £1,565.56 (£1,505.64 in 2019/20), being the amount payable in respect of properties in Band D for services provided by Darlington Borough Council.

The Office of the Durham Police, Crime and Victims' Commissioner set a Band D council tax in 2019/20 of £215.24 (£205.24 in 2019/20) for their services.

County Durham and Darlington Fire & Rescue Service set a Band D council tax in 2020/21 of £105.48 (£103.50 in 2019/20) for their services.

A small additional charge is also payable in respect of parish council services in certain areas of the borough.

3 Income Collectable From Business Rate payers

Under the national system for non-domestic rates, the Council collects from local businesses an amount equal to the rateable value of their property multiplied by a uniform rate set by the Government. In previous financial years the total amount due, less certain allowances, was paid to a central pool (the NNDR pool) administered by Central Government, which in turn, paid to Local Authorities their share of the pool, such shares being based on a standard amount per head of the local adult population.

The Council retains 49% with the remainder distributed to Central Government (50%) and the other 1% to the County Durham Fire & Rescue Authority.

Central Government set a baseline level for each authority identifying the expected level of retained business rates and a top up or tariff amount to ensure that all authorities receive their baseline amount. Tariffs due from authorities payable to Central Government are used to finance the top ups to those authorities who do not achieve their targeted baseline funding. Darlington is a top up authority and in 2020/21 it received a grant of £7.297m.

Notes to the Collection Fund of Darlington Borough Council for year ended 31 March 2021

In addition to the local management of business rates, authorities are expected to finance appeals made in respect of rateable values as defined by the Valuation Office and hence business rates outstanding as at 31 March 2021. As such authorities are required to make a provision for these amounts in the same proportion as the precepting shares (49:50:1). In 2020/21 the total provision was reviewed and was kept at £1.768m (no reduction in either the 2010 or 2017 Valuations).

The total national non-domestic rateable value at 31st March 2021 was £88.889m (£85.661m in 2019/20). The non-domestic rating multiplier for 2020/21 was 51.2p per £ (50.4p per £ in 2019/20) and the small business non-domestic rating multiplier for 2020/21 was 49.9p per £ (49.1p per £ in 2019/20).

One Collection Fund accounting change which has taken place in 2020/21 relates to the phasing of Collection Fund deficits. The intention to implement the three year local tax collection fund deficit phasing was announced by the Secretary of State on 2 July 2020. The Local Authorities (Collection Fund: Surplus and Deficit) (Coronavirus) (England) Regulations 2020 were laid before Parliament on 5 November 2020, and came into force on 1 December 2020. The regulations amend the rules governing the apportionment of Collection Fund surpluses and deficits for Council Tax and Business Rates set out in the Local Authorities (Funds) (England) Regulations 1992 and the Non-Domestic Rating (Rates Retention) Regulations 2013. The phasing of deficits relates only to the 'exceptional amount' (i.e. relating to COVID-19), therefore does not include any amount brought forward into the Collection Fund, relating to previous years surpluses or deficits.

Group Accounts of Darlington Borough Council as at 31 March 2021

Group Accounts

Introduction

The CIPFA Code of Practice requires that where a Council has material financial interests and significant level of control over one or more entities, it should prepare group accounts. The aim of these statements is to give an overall picture of the Council's financial activities and the resources employed in carrying out those activities.

The Group Accounts show the full extent of the Council's wider assets and liabilities. Whilst the Group Accounts are not primary statements, they provide transparency and enable comparison with other entities that have different corporate entities.

Joint Venture

"A joint venture is a joint arrangement whereby the parties that have joint control of the arrangements have rights to the net assets of the arrangement".

The Council has a number of joint venture arrangements with Esh who is a house building developer and these arrangements have been incorporated into the group accounts of the Council. These comprise the following:

- Eastbourne JV Limited
- Heighington JV Limited
- Middleton St George JV Limited
- West Park JV Limited

The objective of the joint ventures is first and foremost to develop various sites within the borough with a view to providing housing (including affordable housing) and secondly to provide the Council with an income stream to supplement its resources.

The Council's share of all of the joint ventures is 50% and each joint venture is registered as a separate entity in its own right with each of the shareholders having equal rights to the profits (or losses) of each entity.

The Group Accounts include the following:

- Group Movement in Reserves - shows the movement in the year on the Council's single entity usable and unusable reserves together with the Council's share of the Group reserves.
- Group Comprehensive Income and Expenditure Statement - summarises the resources that have been generated and consumed in providing services and managing the Group during the year.
- Group Balance Sheet - summarises the financial position of the Council and its joint ventures as a whole. It shows the value of the group assets and liabilities at the end of the financial year.
- Group Cash Flow Statement - shows the changes in cash and cash equivalents of the Group during the year

Group Accounting Policies

The joint ventures have prepared their financial statements in compliance with the United Kingdom Accounting Standards, including Financial Reporting Standard 102. This gives the entity certain disclosure exemptions, subject to certain conditions, but this doesn't materially effect the Council's Group Accounts.

Group Movement in Reserves Statement for Darlington Borough Council for year ended 31 March 2021

	General Fund Balance £'000	Earmarked General Fund Reserves £'000	Housing Revenue Account £'000	Capital Receipts Reserve £'000	Capital Grants Unapplied £'000	Total Usable Reserves £'000	Unusable Reserves £'000	Total Council Reserves £'000	Authority's share of the reserves of joint ventures £'000	Total Council Reserves (Group Accounts) £'000
Balance at 31 March 2019	(18,346)	(21,361)	(16,675)	(3,618)	(17,913)	(77,913)	16,469	(61,444)	(338)	(61,782)
<u>Movement in reserves during 2019/20</u>										
Deficit/(Surplus) on the Provision of Services	1,928	0	(19,619)	0	0	(17,691)	0	(17,691)	0	(17,691)
Other Comprehensive Income and Expenditure	0	0	0	0	0	0	(3,081)	(3,081)	670	(2,411)
Total Comprehensive Income and Expenditure	1,928	0	(19,619)	0	0	(17,691)	(3,081)	(20,772)	670	(20,102)
Adjustments between accounting basis and funding basis under regulations (Note 5)	(1,066)	0	16,465	2,031	(651)	16,779	(16,779)	0	0	0
Net (Increase)/decrease before Transfers (to)/from Earmarked Reserves	862	0	(3,154)	2,031	(651)	(912)	(19,860)	(20,772)	670	(20,102)
Transfers from/(to) Earmarked Reserves (Note 6)	(884)	884	0	0	0	0	0	0	0	0
Decrease/(Increase) in 2019/20	(22)	884	(3,154)	2,031	(651)	(912)	(19,860)	(20,772)	670	(20,102)
Balance at 31 March 2020 carried forward	(18,368)	(20,477)	(19,829)	(1,587)	(18,564)	(78,825)	(3,391)	(82,216)	332	(81,884)
Reporting of Schools Budget Deficit to new Adjustment Account at 1 April 2020	0	(4,525)	0	0	0	(4,525)	4,525	0		
<u>Movement in reserves during 2020/21</u>										
Deficit/(Surplus) on the Provision of Services	(87)	0	(1,995)	0	0	(2,082)	0	(2,082)	0	(2,082)
Other Comprehensive Income and Expenditure	0	0	0	0	0	0	26,129	26,129	(663)	25,466
Total Comprehensive Income and Expenditure	(87)	0	(1,995)	0	0	(2,082)	26,129	24,047	(663)	23,384
Adjustments between accounting basis and funding basis under regulations (Note 5)	(23,222)	(708)	(3,328)	924	(3,426)	(29,760)	29,760	0	0	0
Net (Increase)/decrease before Transfers (to)/from Earmarked Reserves	(23,309)	(708)	(5,323)	924	(3,426)	(31,842)	55,889	24,047	(663)	23,384
Transfers (to)/from Earmarked Reserves (Note 6)	16,912	(16,912)	0	1	0	1	(1)	0	0	0
(Increase)/decrease in 2020/21	(6,397)	(17,620)	(5,323)	925	(3,426)	(31,841)	55,888	24,047	(663)	23,384
Balance at 31 March 2021 carried forward	(24,765)	(38,097)	(25,152)	(662)	(21,990)	(110,666)	52,497	(58,169)	(331)	(58,500)

**Group Comprehensive Income and Expenditure Statement for Darlington Borough Council for
year ended 31 March 2021**

2019/20				2020/21			
Gross Expenditure £'000	Gross Income £'000	Net Expenditure / (Income) £'000		Note	Gross Expenditure £'000	Gross Income £'000	Net Expenditure / (Income) £'000
121,267	(58,141)	63,126	Children & Adult Services	3	126,448	(63,968)	62,480
87,722	(79,683)	8,039	Economic Growth & neighbourhood Services	3	109,561	(72,090)	37,471
7,727	(3,404)	4,323	Resources	3	7,110	(2,077)	5,033
1,819	(150)	1,669	Other	3	927	0	927
218,535	(141,378)	77,157	Cost of Services		244,046	(138,135)	105,911
700	0	700	Other operating expenditure	7	826	0	826
1,504	(2,218)	(714)	Losses/(Gains) on the disposal of non-current	7	6,976	(7,658)	(682)
10,987	(3,885)	7,102	Financing and investment income and expenditure	9	15,159	(3,851)	11,308
0	(101,936)	(101,936)	Taxation and non-specific grant income	10	0	(119,445)	(119,445)
231,726	(249,417)	(17,691)	(Surplus)/deficit on Provision of Services		267,007	(269,089)	(2,082)
		670	Joint ventures accounted for on an equity basis				(663)
		(3,389)	Surplus on revaluation of Property, Plant and Equipment assets				2,574
		300	Actuarial losses on pensions assets/liabilities	37			23,490
		8	Impairment losses on non-current assets charged the revaluation reserve				65
		(2,411)	Other Comprehensive Income and Expenditure				25,466
		(20,102)	Total Comprehensive Income and Expenditure				23,384

**Group Balance Sheet of Darlington Borough Council as at 31
March 2021**

As at 31 March 2020 £'000		As at 31 March 2021 £'000
405,654	Property, Plant and Equipment	388,871
8,293	Investment Properties	11,807
2,339	Heritage Assets	2,339
28,578	Long Term Investments	28,109
(332)	Investments in joint ventures	331
14,252	Long Term Debtors	16,334
<hr/>		<hr/>
458,784	Total Long Term Assets	447,791
4,993	Short Term Investments	18,000
286	Inventories	510
20,138	Short Term Debtors	32,842
16,263	Cash and Cash Equivalents	9,328
280	Assets Held For Sale	0
<hr/>		<hr/>
41,960	Total Current Assets	60,680
(36,632)	Short Term Borrowing	(21,333)
(32,083)	Short Term Creditors	(50,660)
(2,567)	Short Term Provisions	(2,566)
<hr/>		<hr/>
(71,282)	Total Current Liabilities	(74,559)
(10,358)	Long Term Creditors	(9,232)
(1,089)	Long Term Provisions	(981)
(146,630)	Long Term Borrowing	(141,907)
(186,740)	Other Long Term Liabilities	(219,830)
(2,761)	Capital Grants Receipts In Advance	(3,462)
<hr/>		<hr/>
(347,578)	Total Long Term Liabilities	(375,412)
<hr/>		<hr/>
81,884	Net Assets	58,500
78,825	Usable Reserves	115,191
(332)	Usable Reserves - Group Accounts	331
3,391	Unusable Reserves	(57,022)
<hr/>		<hr/>
81,884	Total Reserves	58,500
<hr/>		<hr/>

Group Cash Flow Statement for Darlington Borough Council for the year ended 31 March 2021

2019/20 £'000		2020/21 £'000
17,691	(Surplus)/Deficit on the provision of services	2,082
9,660	Adjustments to net deficit on the provision of services for non-cash	58,436
(2,239)	Depreciation and impairment	24,151
(859)	Change in the fair value of investments	(469)
(32)	Decrease in Interest Creditors	(49)
2,269	Increase in Creditors	21,979
277	Increase in Interest and Dividend Debtors	0
(4,584)	Decrease in Debtors	(8,185)
393	Increase/(Decrease) in Inventories	(224)
10,790	Movement in Pension Liability	9,600
1,803	Contributions to/(from) Provisions	(108)
1,460	Carrying amount of non-current assets sold or derecognised	6,948
382	Movement in Investment Property Values	4,793
(16,387)	Adjustments for items included in the net (deficit) on the provision of services that are investing and financing activities	(15,628)
(16,673)	Capital Grants credited to the surplus or deficit on provision of services	(14,397)
2,503	Premiums or Discounts on the repayment of financial liabilities	6,425
(2,217)	Proceeds from the sale of non-current assets and investment property	(7,656)
10,964	Net cash flow from/(used in) Operating Activities	44,890
	Investing Activities	
(34,208)	Purchase of property, plant and equipment and investment property	(25,697)
(156,980)	Purchase of short term and long term investments	(270,350)
151,980	Proceeds from the sale of short term investments	257,350
2,217	Proceeds from the sale of property, plant and equipment and investment property	2,877
17,688	Capital grants received	15,098
(19,303)	Net cash flow used in Investing Activities	(20,722)
	Financing Activities	
30,003	Cash receipts of short and long term borrowing	157
(376)	Billing Authorities - Council Tax and NNDR adjustments	(9,990)
(1,155)	Cash payments for the reduction of the outstanding liabilities relating to finance leases and on-Balance Sheet PFI contracts	(1,140)
(28,600)	Repayments of short and long term borrowing	(20,130)
57	Other (payments)/receipts for financing activities	0
(71)	Net cash flow from Financing Activities	(31,103)
(8,410)	Net decrease in cash and cash equivalents	(6,935)
24,673	Cash and cash equivalents at the beginning of the reporting period	16,263
16,263	Cash and cash equivalents at the end of the reporting period (Note 23)	9,328

Independent Auditor's report to the Members of Darlington Borough Council

Left blank intentionally

Independent Auditor's report to the Members of Darlington Borough Council

Left blank intentionally

Independent Auditor's report to the Members of Darlington Borough Council

Left blank intentionally

Glossary of Darlington Borough Council

Accounting Period

The period of time covered by the accounts, normally a period of twelve months commencing on 1 April and ending as at the balance sheet date, 31 March.

Accruals

The concept that income and expenditure is accounted for as it is earned or incurred, not as money is received or paid.

Accounting Policies

Those principles, bases, conventions, rules and practices applied by an entity that specify how the effects of transactions and other events are to be reflected in its financial statements through:

- recognising
- selecting measurement bases for, and
- presenting assets, liabilities, gains, losses and changes to reserves.

Accounting policies do not include estimation techniques.

Accounting policies define the process whereby transactions and other events are reflected in financial statements.

Actuarial Gains and Losses

Actuaries assess financial and non-financial information provided by the Pension Authority to project levels of future pension fund requirements. For a defined benefit pension scheme, the changes in actuarial deficits or surpluses can arise because:

- events have not coincided with the actuarial assumptions made for the last valuation (experience gains or losses) or
- the actuarial assumptions have changed.

Agency

The provision of a service by an authority on behalf of another authority, which is legally responsible for providing that service. The responsible authority reimburses the authority providing the service in the first instance.

Asset

An item owned by the Council, which has a monetary value. Assets are defined as current or non-current.

- Current assets will be consumed or cease to have value within the next financial year, e.g. stocks and debtors;
- Non-current assets provide benefits to the Council and to services it provides for a period of more than one year, for example, land, buildings, vehicles and equipment;
- intangible assets are non-financial fixed assets, such as software licences, that do not have physical substance but are identifiable and are controlled through custody or legal rights.

Associate

An entity other than a subsidiary or joint venture in which the reporting authority has a participating interest and over whose operating and financial policies the reporting authority is able to exercise significant influence.

Audit

An independent examination of the Council's activities, either by internal audit or the Council's external auditor, who are Ernst & Young LLP.

Authorised Limit

This represents the legislative limit on the Council's external debt under the Local Government Act 2003.

Balance Sheet

A statement of the recorded assets, liabilities and other balances at the end of an accounting period.

Glossary of Darlington Borough Council

Balances

The capital or revenue reserves of the Council made up of the accumulated surplus of income over expenditure on the General fund or any other fund.

Budget

The forecast of the net revenue and capital expenditure over the accounting period. Members approve budgets, based on policies, linked to the corporate plan.

Capital Adjustment Account

This account accumulates the write-down of the historical cost of Property, Plant and Equipment as they are consumed by depreciation and impairments or written off on disposal. It accumulates the resources that have been set aside to finance capital expenditure. The same process applies to capital expenditure that is only capital by statutory definition (revenue expenditure funded by capital under statute). The balance on the account thus represents timing differences between the amount of the historical cost of fixed assets that has been consumed and the amount that has been financed in accordance with statutory requirements.

Capital Charges

A charge to services for the use of non-current assets, which comprises:

- a capital financing charge equivalent to notional interest on the net value of the assets; and
- a depreciation charge based on the remaining finite life of the asset.

Capital Expenditure

Expenditure on the acquisition of a fixed asset, which will be used in providing services beyond the current accounting period or, expenditure which adds to an existing non-current asset.

Capital Financing

The raising of money to pay for capital expenditure. There are various methods of financing capital expenditure including borrowing, leasing, direct revenue financing, usable capital receipts, capital grants, capital contribution, revenue reserves and earmarked reserves.

Capital Financing Requirement

The capital financing requirement is one of the indicators that must be produced as part of the CIPFA prudential code. This measures the Council's underlying need to borrow for a capital purpose. In order to ensure that over the medium term net borrowing will only be for a capital purpose, the local authority should ensure that net external borrowing does not, except in the short term, exceed the total of capital financing requirement in the preceding year plus the estimate of any additional capital financing requirement for the current and the next two financial years.

Capital Grants

Grants received toward capital expenditure on a particular service or project.

Capital Receipts

The proceeds from the disposal of land or other capital assets. Proportions of capital receipts can be used to finance new capital expenditure, within rules set down by the Government, but they cannot be used for revenue purposes.

Carry-forwards

Unspent revenue budgets which, upon approval, services can use in future years.

Carrying Amount

The Balance Sheet value recorded of either an asset or liability.

CIPFA

The Chartered Institute of Public Finance and Accountancy. This is the professional institute governing how public money is used and how it has to be reported.

Glossary of Darlington Borough Council

CoP - 'Code of Practice on Local Authority accounting in the United Kingdom'

The Code of Practice specifies the principles and practices of accounting required to prepare a Statement of Accounts which 'presents fairly' the financial position and transactions of a local authority.

Collection Fund

The Collection Fund is an agent's statement that reflects the statutory obligation of billing authorities to maintain a separate Collection Fund. The statement shows the transactions of the billing authority in relation to the collection from taxpayers of Council Tax and NDR and its distribution to other local government bodies and Central Government.

Community Assets

This is a category of Property, Plant and Equipment that the Council intends to hold in perpetuity, that have no determinable useful life, and that may have restrictions on their disposal. Examples of community assets are parks and historic buildings.

Consistency

The concept that the accounting treatment of like items within an accounting period and from one period to the next are the same.

Contingency

A condition which exists at the balance sheet date, where the outcome will be confirmed only on the occurrence or non-occurrence of one or more uncertain events.

Contingent Asset

A contingent asset is a possible asset arising from past events whose existence will be confirmed only by the occurrence of one or more uncertain future events not wholly within the Council's control.

Contingent Liability

A condition which exists at the balance sheet date, which may arise in the future but where the outcome will be confirmed only on the occurrence or non-occurrence of one or more future events.

Corporate and Democratic Core (CDC)

The corporate and democratic core comprises all activities which local authorities engage in specifically because they are elected, multi-purpose authorities. The cost of these activities are thus over and above those which would be incurred by a series of independent, single purpose, nominated bodies managing the same services. There is therefore no logical basis for apportioning these costs to services.

Council Tax

This is a banded property tax which is levied on domestic properties throughout the Borough. The banding is based on estimated property values as at 1 April 1991.

Council Tax Requirement

This is the estimated revenue expenditure on General Fund services that needed to be financed from the Council Tax after deducting income from fees and charges, certain specific grants and any funding from reserves.

Creditor

Amounts owed by the Council for works done, goods received or services rendered before the end of the accounting period but for which payments have not been made by the end of that accounting period.

Current Service Costs (Pensions)

The increase in the present value of a defined benefit scheme's liabilities expected to rise from employee service in the current period.

Curtailement

Glossary of Darlington Borough Council

Curtailments will show the cost of the early payment of pension benefits if any employee has been made redundant in the previous year.

Debt Outstanding

Amounts borrowed to finance capital expenditure that are still to be repaid.

Debtor

Amounts due to the Authority for works done, goods received or services rendered before the end of the accounting period but for which payments have not been received by the end of that accounting period.

Deferred Capital Receipts

These represent capital income still to be received after disposals have taken place and wholly consists of principal outstanding from the sale of council houses.

Deferred Charges

Expenditure of a capital nature, met from borrowing, but where there is no tangible asset, e.g. improvement grants. This includes loans outstanding on assets sold in cases where the sale proceeds were used for new capital investment.

Defined Benefit Pension Scheme

Pension schemes in which the benefits received by the participants are independent of the contributions paid and are not directly related to the investment of the scheme.

Defined Contribution Scheme

A Defined Contribution Scheme is a pension or other retirement benefit scheme into which an employer pays regular contributions as an amount or as a percentage of pay and will have no legal or constructive obligation to pay further contributions if the scheme does not have sufficient assets to pay all of the employee benefits relating to employee service in the current and prior periods.

Depreciation

The measure of the wearing out, consumption, or other reduction in the useful economic life of a fixed asset, whether arising from use, the passage of time or obsolescence through technological or other changes.

Discretionary Benefits (Pensions)

Retirement benefits which the employer has no legal, contractual or constructive obligation to award and are awarded under the authority's discretionary powers such as The Local Government (Discretionary Payments) Regulations 1996.

Earmarked Reserves

The Council holds a number of reserves earmarked to be used to meet specific, known or predicted future expenditure.

Entity

A body that is delivering a service, or carrying on a trade or business, with or without a view to profit.

Estimation Techniques

The methods adopted by an entity to arrive at estimated monetary amounts, corresponding to the measurement bases selected, for assets, liabilities, gains, losses and changes to reserves.

Estimation techniques implement the measurement aspects of accounting policies. An accountancy policy will specify the basis on which an item is to be measured; where there is uncertainty over the monetary amount corresponding to that basis, the amount will be arrived at by using an estimation technique. Estimation techniques include, for example:

- methods of depreciation, such as straight line and reducing balance, applied in the context of a particular measurement basis, used to estimate the proportion of the economic benefits of a tangible fixed asset consumed in a period; and
- different methods used to estimate the proportion of debts that will not be recovered,

Glossary of Darlington Borough Council

particularly where such methods consider a population as a whole rather than individual balances.

Exceptional Items

Material items that derive from events or transactions that fall within the ordinary activities of the Council and which need to be disclosed separately by virtue of their size or incidence to give fair presentation of the accounts.

Expected Return on Pension Assets

For a funded defined benefit scheme, the average rate of return, including both income and changes in fair value but net of scheme expenses, expected over the remaining life of the related obligation on the actual assets held by the scheme.

Expenditure

Amounts paid by the Council for goods received or services rendered of either a capital or revenue nature. This does not necessarily involve a cash payment, as expenditure is deemed to have been incurred once the goods or services have been received, even if they have not yet been paid for.

Extraordinary Items

Material items, possessing a high degree of abnormality, which derive from events or transactions that fall outside the ordinary activities of the authority and which are not expected to recur. They do not include exceptional items, nor do they include prior period items merely because they relate to a prior period.

Events after the Balance Sheet Date

Events after the balance sheet date are those events, favourable or unfavourable, that occur between the balance sheet date and the date when the Statement of Accounts is authorised for issue.

Fair Value

The fair value of an asset is the price at which it could be exchanged in an arm's length transaction less, where applicable, any grants receivable towards the purchase or use of the asset.

Finance Lease

A lease that transfers substantially all of the risks and rewards of ownership of a fixed asset to the lessee.

Financial Instruments

A financial instrument is any contract that gives rise to a financial asset of one entity and a financial liability or equity instrument of another. The term 'financial instrument' covers both financial assets and financial liabilities and includes both the most straightforward financial assets and liabilities such as trade receivables and trade payables and the most complex ones such as derivatives and embedded derivatives.

Fixed Assets

Tangible assets that yield benefits to the local authority and the services it provides for a period of more than one year.

General Fund

This is the main revenue fund of the Council and includes the net cost of all services financed by local taxpayers and Government Grants.

Going Concern

The concept that the statement of accounts are prepared on the assumption that the Council will continue in operational existence for the foreseeable future.

Government Grants

Glossary of Darlington Borough Council

Grants made by the Government towards either revenue or capital expenditure to support the cost of the provision of the Council's services. These grants may be specifically towards the cost of particular schemes or to support the revenue spend of the Council.

Heritage Assets

An asset with historical, artistic, scientific, technological, geophysical or environmental qualities that is held and maintained principally for its contribution to knowledge and culture.

Housing Act Advances

Loans made by an authority to individuals or Housing Associations towards the cost of constructing, acquiring or improving dwellings. Loans to individuals are termed mortgages.

Housing Benefits

A system of financial assistance to individuals toward certain housing costs administered by authorities and subsidised by Central Government.

Housing Revenue Account (HRA)

A statutory account maintained separately to the General Fund. It includes all revenue expenditure and income relating to the provision, maintenance and administration of council housing and associated areas.

IFRS

Defined Accounting Standards that must be applied by all reporting entities to all financial statements in order to provide a true and fair view of the entity's financial position, and a standardised method of comparison with financial statements of the other entities.

Impairment

A reduction in the value of a non-current asset, below its carrying amount on the balance sheet.

Income

Amounts which the Council receives or expects to receive from any source, including fees, charges, sales and grants.

Income and Expenditure Account

The revenue account of the Council that reports the net cost for the year of the functions for which it is responsible, and demonstrates how that cost has been financed from precepts, grants and other income.

Infrastructure Assets

A class of fixed assets belonging to the Council whose life is of indefinite length and which are not usually capable of being sold. Examples include roads, highways, footpaths, bridges and water facilities.

Intangible Assets

These are non-financial fixed assets, such as software licences, that do not have physical substance but are identifiable and are controlled by custody or legal rights.

Interest Cost (Pensions)

For a defined benefit scheme, the expected increase during the period in the present value of the scheme liabilities because the benefits are one period closer to the settlement.

IAS 1 - Presentation of Financial Statements

The objective of this Standard is to prescribe the basis for presentation of general purpose financial statements, to ensure comparability both with the Council's financial statements of previous periods and with the financial statements of other entities. To achieve this objective, this Standard sets out overall requirements for the presentation of financial statements, guidelines for their structure and minimum requirements for their content.

IAS 7 - Cash Flow Statements

The objective of this standard is to require the provision of information about the historical changes in cash and cash equivalents of an entity by means of a cash flow statement which classifies cash flows during the period from operating, investing and financing activities.

Glossary of Darlington Borough Council

IAS 8 - Accounting Policies, Changes in Accounting Estimates and Errors

The objective of this Standard is to prescribe the criteria for selecting and changing accounting policies, together with the accounting treatment and disclosure of changes in accounting policies, changes in accounting estimates and correction of errors. The Standard is intended to enhance the relevance and reliability of an entity's financial statements, and the comparability of those financial statements over time and with the financial statements of other entities.

Disclosure requirements for accounting policies, except those for changes in accounting policies, are set out in IAS 1 Presentation of Financial Statements.

IAS 16 - Property, Plant and Equipment

The objective of this Standard is to prescribe the accounting treatment for property, plant and equipment so that users of the financial statements can discern information about an entity's investment in its property, plant and equipment and the changes in such investment. The principal issues in accounting for property, plant and equipment are the recognition of the assets, the determination of their carrying amounts and the depreciation charges and impairment losses to be recognised in relation to them.

IAS 17 - Leases

The objective of this Standard is to prescribe, for lessees and lessors, the appropriate accounting policies and disclosure to apply in relation to leases.

IAS 19 - Employee Benefits

The objective of this Standard is to prescribe the accounting treatment and disclosure requirements for employee benefits. The Standard requires an entity to recognise:

- (a) a liability when an employee has provided service in exchange for employee benefits to be paid in the future; and
- (b) an expense when the entity consumes the economic benefit arising from service provided by an employee in exchange for employee benefits.

IAS 24 - Related Party Disclosures

The objective of this Standard is to ensure that an entity's financial statements contain the disclosures necessary to draw attention to the possibility that its financial position and profit and loss may have been affected by the existence of related parties and by transactions and outstanding balances with such parties.

IAS 32 Financial instruments: Presentation

The objective of this Standard is to establish principles for presenting financial instruments as liabilities or equity and for offsetting financial assets and financial liabilities. It applies to the classification of financial instruments, from the perspective of the issuer, into financial assets, financial liabilities and equity instruments; the classification of related interest, dividends, losses and gains, and the circumstances in which financial assets and financial liabilities should be offset.

IAS 36 - Impairment of Assets

The objective of this Standard is to prescribe the procedures that an entity applies to ensure that its assets are carried at no more than their recoverable amount. An asset is carried at more than its recoverable amount if its carrying amount exceeds the amount to be recovered through use or sale of the asset. If this is the case, the asset is described as impaired and the Standard requires the entity to recognise an impairment loss. The Standard also specifies when an entity should reverse an impairment loss and prescribes disclosures.

IAS 37 - Provisions, Contingent Liabilities and Contingent Assets

The objective of this Standard is to ensure that appropriate recognition criteria and measurement bases are applied to provisions, contingent liabilities and contingent assets and that sufficient information is disclosed in the notes to enable users to understand their nature, timing and amount.

Glossary of Darlington Borough Council

Inventories

Items of raw materials and stores the Council has produced to use on a continuing basis and which it has not yet used. Examples are consumable stores, raw materials and components purchased for incorporation into products for sale.

Investments (Pension Fund)

The investments of the Pension Fund will be accounted for in the statements of that fund. However, authorities are also required to disclose, as part of the disclosures relating to retirement benefits, the attributable share of pension scheme assets associated with their underlying obligations.

Investments - Long Term

A long-term investment is an investment that is intended to be held for use on a continuing basis in the activities of the Council. Investments should be so classified only where an intention to hold the investment for the long term can be clearly demonstrated or where there are restrictions as to the investors ability to dispose of the investment.

Investment Properties

Interest in land and/or buildings in respect of which construction work and development have been completed, and which is held for its investment potential.

Joint Venture

An entity in which the reporting authority has an interest on a long-term basis and is jointly controlled by the reporting authority and one or more other entities under a contractual or other binding arrangement.

Liability

A liability is where an authority owes payment to an individual or another organisation:

- A current liability is an amount which will become payable or could be called in within the next accounting period, e.g. creditors or cash overdrawn.
- A deferred liability is an amount which, by arrangement is payable beyond the next year at some point in the future, or to be paid off by an annual sum over a period of time.

Lender Option Borrower Option (LOBO)

The common feature of these loans is a reduced interest rate for an initial period and then a stepped increase to the end of the term. The lender can opt to increase the interest rate payable at the end of the initial period. If the lender opts to increase the interest rate payable above the fixed rate then the borrower can either agree to this increase and continue to repay the loan up to the maturity date or can reject the new terms and repay the loan in full (without penalty). The inclusion of options within LOBO's means the loans effectively become variable rate instruments and under FRS 4, interest should be averaged over the period to the earliest date at which the instrument would be redeemed or cancelled on exercise of such an option rather than the original term of the instrument where there is uncertainty over the term of the instrument.

Loans Outstanding

The total amounts borrowed from external lenders for capital and temporary revenue purposes but not repaid at the balance sheet date.

Materiality

The concept that the Statement of Accounts should include all amounts which, if omitted or mis-stated, could be expected to lead to distortion of the financial statements to a reader of the statements.

Minimum Revenue Provision (MRP)

Represents the minimum amount that must be charged to a revenue account in each financial year to repay external borrowings.

Net Book Value

Glossary of Darlington Borough Council

The amount at which fixed assets are included in the balance sheet, i.e. their historical cost or current value less the cumulative amount provided for depreciation and any impairment losses.

Net Current Replacement Cost

The cost of replacing an asset in its existing condition and use.

Net Realisable Value

The open market value of the asset in its existing use (or open market value in the case of non-operational assets), less the expenses to be incurred in realising the asset.

National Non-Domestic Rates (NNDR)

NNDR Poundage is set annually by Central Government based on the assessed value of properties used for business purposes and is collected by charging authorities. The proceeds are redistributed by the Government in accordance with the new business rates retention scheme.

Net Worth

The Council's value of total assets less total liabilities.

Non-Distributed Costs

These are overheads for which no user now benefits and as such are not apportioned to services.

Non-Operational Assets

Fixed assets held by the Council but not directly occupied, used or consumed in the delivery of services. Examples of Non-Operational Assets are investment properties and assets that are surplus to requirements pending sale or development.

Operating Lease

An agreement in which the Council derives the use of an asset in exchange for rental payments, but where the risks and rewards of ownership are not transferred.

Operational Assets

Fixed assets held and occupied, used or consumed by the Council in the direct delivery of those services for which it has a statutory or discretionary responsibility.

Past Service Costs (Pensions)

For a defined benefit pension scheme, the increase in the present value of the scheme liabilities related to employee service in prior periods arising in the current period as a result of the introduction of, or the improvement to, retirement benefits.

Pension Scheme Liabilities

The liabilities of a defined benefit scheme for outgoings due after the valuation date. Scheme liabilities measured using the projected unit method reflect the benefits that the employer is committed to provide for service up to the valuation date.

Post Balance Sheet Events

Those events, both favourable and unfavourable, which occur between the balance sheet date and the date on which the Statement of Accounts is signed by the responsible financial officer.

Precept

The levy made by precepting authorities on billing authorities, requiring the latter to collect income from council taxpayers on their behalf e.g. Police Authority, Fire Authority and Parish Councils.

Prior Year Adjustment

Material adjustments applicable to prior years arising from changes in accounting policies or from the correction of fundamental errors. This does not include normal recurring corrections or adjustments of accounting estimates made in prior years.

Glossary of Darlington Borough Council

Private Finance Initiative (PFI)

PFI's are a method of funding/acquiring assets such as schools, but the supplier of the building is usually an agreed contractor or bidder, usually over a 25 year term. The Council pays for the use of the asset by means of a unitary charge and can acquire the asset after the term if included in the terms of the contract. Up until this point the Council does not own the asset and simply pays for the use of the asset. Government grant is available to assist authorities who enter into these agreements, however, known as PFI credits. These have a direct impact upon the level of government grant paid each year to help pay for the schemes.

Projected Unit Method

An accrued benefits valuation method in which the pension scheme liabilities make allowance for projected earnings. The accrued benefits are the benefits for service up to a given point in time, whether vested rights or not.

Property, Plant & Equipmnet (PPE)

Assets that yield benefits to the Council and the services it provides for a period of more than one year. Examples include land, buildings and vehicles

Provision

An amount put aside in the accounts for liabilities or losses which have occurred but uncertainty surrounds the exact amounts involved or the dates on which they will arise.

Provision for Credit Liabilities

This represents the sum set aside for the repayment of debt. This provision is subsumed within the capital financing reserve.

Prudence

The concept that revenue is not anticipated but is recognised only when realised in the form either of cash or of other assets, the ultimate cash realisation of which can be assessed with reasonable certainty.

Prudential Framework

One of the principal features of the Local Government Act 2003 was to provide the primary legislative requirements to introduce a new prudential regime for the control of Local Authority capital expenditure. The regime relies upon both secondary legislation in the form of regulations, and a prudential code which has been published by CIPFA.

Under the prudential framework local authorities are free to borrow without specific government consent if they can afford to service the debt without extra government support. The basic principle is that authorities will be free to invest as long as their capital spending plans are affordable, sustainable and prudent. As a control mechanism to ensure this occurs all authorities must follow the prudential code published by CIPFA. This involves setting various prudential limits and indicators that must be approved by the Council before the start of the relevant financial year as part of their budget setting process.

Public Works Loan Board (PWLB)

This is a Central Government Agency which provides loans for one year and above to authorities at interest rates only slightly higher than those at which the Government itself can borrow.

Rateable Value

The annual assumed rental value of a hereditament, (inheritable property), which is used for NDR purposes.

Related Parties

Two or more parties are related, when at any one time during the financial period:

- one party has direct or indirect control of the other party; or
- the parties are subject to common control from the same source; or
- one party has influence over the financial and operational policies of the other party might be inhibited from pursuing at all times its own separate interests; or

Glossary of Darlington Borough Council

- the parties, in entering a transaction, are subject to influence from the same source to such an extent that one of the parties to the transaction has subordinated its own separate interests.

Related Party Transactions

A related party transaction is the transfer of assets or liabilities or the performance of services by, to or for a related party irrespective of whether a charge is made. Examples of related party transactions include:

- the purchase, sale, lease, rental or hire of assets between related parties;
- the provision by a pension fund to a related party of assets of loans, irrespective of any direct economic benefit to the pension fund;
- the provision of a guarantee to a third party in relation to a liability or obligation of a related party;
- the provision of services to a related party, including the provision of pension fund administration services;
- transactions with individuals who are related parties of an authority or a pension fund, except those applicable to other members of the community or the pension fund, such as council tax, rents and payments of benefits.

The materiality of related party transactions is judged not only in terms of their significance to the Council, but also in relation to its related party.

Remuneration

Includes taxable salary payments to employees less employees' pensions contributions, together with non-taxable payments when employment ends, taxable expense allowances and any other taxable benefits.

Reserves - Usable

The accumulation of surpluses, deficits and appropriations over past years. Useable Reserves of a revenue nature can be released to spend on services or added to for future spending on services.

Reserves - Unusable

Unuseable reserves are reserves that in simple terms balance the Council's Balance Sheet and cannot be released to spend on services e.g. the Revaluation Reserve records the effect of revaluing fixed assets and is not available for general use in the financing of capital expenditure.

Residual Value

The net realisable value of an asset at the end of its useful life. Residual values are based on prices prevailing at the date of the acquisition (or revaluation) of the asset and do not take account of expected future price changes.

Retirement Benefits

All forms of consideration given by an employer in exchange for services rendered by employees that are payable after the completion of employment.

Revaluation Reserve

This Reserve records the accumulated gains on the fixed assets held by the Council arising from increases in value as a result of inflation or other factors (to the extent that these gains have not been consumed by subsequent downward movements in value).

Revenue Balances

These are accumulated surpluses on the General Fund. They can be applied to reduce borrowing, reduce council tax, or held to be applied in future years.

Revenue Contributions

The method of financing capital expenditure directly from revenue. The Council may determine that certain capital schemes should be financed in this way or alternatively may include a prescribed sum in the revenue budget for this purpose.

Revenue Expenditure

Glossary of Darlington Borough Council

The day-to-day expenses of providing services. It is usually of a constantly recurring nature and produces no permanent asset, e.g. salaries, wages, supplies and services, and debt charges.

Revenue Expenditure Funded by Capital Under Statute (REFCUS)

Items of capital expenditure, which do not result in, or remain matched by, tangible fixed assets. Revenue Expenditure funded by Capital under Statute is charged to revenue in the year in which the expenditure is incurred.

Revenue Support Grant

This is a Central Government grant to authorities, contributing towards the cost of their services. It is based on the Government's assessment of how much an authority needs to spend to provide a standard level of service.

SeRCOP

CIPFA's Service Reporting Code of Practice establishes proper practices with regard to consistent financial reporting for services in England and Wales. It is given legislative backing by regulations which identify the accounting practices it propounds as proper practice under the Local Government Act 2003. It aims to:

- a) Modernise the system of local authority accounting and reporting to meet the changed and changing needs of local government, particularly the duty of to secure and demonstrate Best Value in the provision of services to the community;
- b) Facilitate accurate comparison between both services and authorities;
- c) Strengthen the arrangements for recharging all support costs which may be reasonably charged to front-line services and in so doing bringing efficiency pressures to support services comparable to those of service providers to the community; and
- d) Represent best practice.

Scheme Liabilities

The liabilities of a defined benefit scheme for outgoings due after the valuation date. Scheme liabilities measured using the projected unit method reflect the benefits that the employer is committed to provide for service up to the valuation date.

Specific Grants

Government grants to Local Authorities in aid of particular services.

Temporary Borrowing / Investment

Money borrowed or invested for an initial period of less than one year.

Total Cost

The total cost of a service or activity includes all costs which relate to the provision of the service (directly or bought in) or to the undertaking of the activity. Gross total cost includes employee costs, expenditure relating to premises and transport, supplies and services, third party payments, support services and overheads, which need to be apportioned.

Trust Funds

Funds administered by the Council for such purposes as charities and specific projects.

Unapportionable Central Overheads

These are overheads for which no user now benefits and should not be apportioned to services.

Useful Life

The period over which the Local Authority will derive benefits from the use of a fixed asset.

Work In Progress

The cost of work done on an uncompleted project at the balance sheet date, which should be accounted for.

A copy of the Statement of Accounts is available on the Council's website on www.darlington.gov.uk

Darlington Borough Council

Year ended 31 March 2021

April 2022



Building a better
working world

A nighttime photograph of a street scene. In the foreground, a red and white street cleaner is parked on the left side of the road. Behind it, a white truck is visible. The road has white lane markings and a green-painted area with a white 'X' and a right-turn arrow. In the background, there are buildings with lit windows and signs, including one with Japanese characters. The scene is illuminated by streetlights and building lights.

8 April 2022

Audit Committee
Darlington Borough Council
Town Hall
Darlington

Dear Committee Members

We are pleased to attach our Audit Results Report, summarising our findings from the 2020/21 audit. Our audit is substantially complete. However, there is a national issue which will delay the final completion of the audit. This relates to the accounting for infrastructure assets affecting all unsigned 2020/21 audits for local authorities, and is currently being considered by CIPFA (see page 6). We agreed with management that we would circulate this updated audit results report for members of the Audit Committee to confirm that all audit work relating to the Council is completed, other than any additional work that might be required in relation to infrastructure assets and our final completion tasks on the audit. These include updated going concern disclosures, if required, and a review of subsequent events up to the audit reporting date.

Our audit is designed to express an opinion on the 2020/21 financial statements and address current statutory and regulatory requirements. This report contains our findings related to the areas of audit emphasis, our views on the Darlington Borough Council accounting policies and judgements and material internal control findings. Each year sees further enhancements to the level of audit challenge and the quality of evidence required to achieve the robust professional scepticism that society expects. We thank the management team for supporting this process.

This report is intended solely for the information and use of the Audit Committee, other members of the Council and senior management. It is not intended to be and should not be used by anyone other than these specified parties.

Yours faithfully

Caroline Mulley, Associate Partner
For and on behalf of Ernst & Young LLP
Encl

Contents



Public Sector Audit Appointments Ltd (PSAA) issued the "Statement of responsibilities of auditors and audited bodies". It is available from the PSAA website (<https://www.psa.co.uk/audit-quality/statement-of-responsibilities/>). The Statement of responsibilities serves as the formal terms of engagement between appointed auditors and audited bodies. It summarises where the different responsibilities of auditors and audited bodies begin and end, and what is to be expected of the audited body in certain areas.

The "Terms of Appointment and further guidance (updated April 2018)" issued by the PSAA sets out additional requirements that auditors must comply with, over and above those set out in the National Audit Office Code of Audit Practice (the Code) and in legislation, and covers matters of practice and procedure which are of a recurring nature.

This report is made solely to the Audit Committee and management of the Darlington Borough Council in accordance with the statement of responsibilities. Our work has been undertaken so that we might state to the Audit Committee, and management of the Darlington Borough Council those matters we are required to state to them in this report and for no other purpose. To the fullest extent permitted by law we do not accept or assume responsibility to anyone other than the Audit Committee and management of the Darlington Borough Council for this report or for the opinions we have formed. It should not be provided to any third-party without our prior written consent.



01 Executive Summary



Executive Summary

Scope update

In our Audit Planning Report circulated in July 2021, we provided you with an overview of our audit scope and approach for the audit of the financial statements. We carried out our audit in accordance with this plan, with the following exception:

- ▶ Changes in materiality: We updated our planning materiality assessment using the draft consolidated financial statements. Based on our materiality measure of gross revenue expenditure, our overall materiality assessment increased to £5.1 million (Audit Planning Report – £4.6 million). This resulted in updated performance materiality, at 75% of overall materiality, of £3.8 million, and an updated threshold for reporting misstatements of £250k. The increase arising from the increase in the value of expenditure in 20/21 compared to 19/20 which was used at planning.
- ▶ Changes in the team: Caroline Mulley has taken over responsibility from Helen Henshaw as the Key Audit Partner for the external audit.

A summary of our approach to the audit of the balance sheet, including any changes to that approach from the prior year audit, is included in Appendix A.

Executive Summary

Status of the audit

Our audit work in respect of the Council's opinion is complete, subject to the completion of our final audit procedures.

However, In March 2022 an issue was raised with the National Audit Office's local government technical network in relation to the accounting for infrastructure assets. Under the CIPFA Code of Local Authority Accounting, these assets are held at depreciated historic cost. Following more detailed consideration by auditors this year, it has been identified that whilst local authorities add expenditure incurred on replacing or enhancing such assets, most do not appear to be reviewing the Code requirement to establish whether this spend is a replacement of an asset, or a recognised component, and therefore, are not derecognising the old component. As a consequence gross cost/gross accumulation is continually increasing, and the balance sheet may be misstated where the expenditure is a replacement for an asset/component not fully depreciated.

CIPFA/LASAAC has engaged positively with the issue, and are considering a potential Code amendment, although it is clear that the amendment would not go so far as to say that authorities can do nothing. However, this will likely require a consultation period before a conclusion is reached on the way forward for councils and auditors.

We are working with management and with our technical team to assess Darlington's compliance with the Code, as management has a process in place to analyse infrastructure expenditure each year to determine whether it represents enhancement or replacement and to recognise impairment where it is a replacement. Many Councils do not have accounting records to support compliance with the Code, the position of each Council is being reviewed against Code requirements as they stand, without amendment. to assess whether adequate information exists to materially comply with the Code and thereby issue an unqualified opinion, prior to any Code amendment by CIPFA/LASAAC.

The remaining procedures to complete the audit, in addition to any work required around the accounting for infrastructure assets are as follows:

- ▶ Updating our going concern assessment at the point of signing to ensure it covers a period of 12 months from the audit report date;
- ▶ Completing mandatory independence and subsequent events procedures;
- ▶ Final review of our documentation and file completion; and
- ▶ Receipt and review of the signed financial statements and letter of representation.

We will provide a final updated audit results report to Members to confirm the outcome of the issue highlighted above.



Executive Summary

Auditor responsibilities under the new Code of Audit Practice 2020

Under the Code of Audit Practice 2020 we are still required to consider whether the Council has put in place 'proper arrangements' to secure economy, efficiency and effectiveness on its use of resources. The 2020 Code requires the auditor to design their work to provide them with sufficient assurance to enable them to report to the Council a commentary against specified reporting criteria (see below) on the arrangements the Council has in place to secure value for money through economic, efficient and effective use of its resources for the relevant period.

The specified reporting criteria are:

- Financial sustainability
How the Council plans and manages its resources to ensure it can continue to deliver its services.
- Governance
How the Council ensures that it makes informed decisions and properly manages its risks.
- Improving economy, efficiency and effectiveness:
How the Council uses information about its costs and performance to improve the way it manages and delivers its services.

Status of the audit - Value for Money

At the time of writing our report, the documentation of our value for money work is in progress - we will provide a further update to the Audit Committee on completion of our work.

Executive Summary

Audit differences - uncorrected misstatements

We identified two unadjusted audit differences in the draft financial statements which management has chosen not to adjust. We ask that they be corrected or a rationale as to why they are not corrected be approved by the Audit Committee and included in the Letter of Representation. The aggregated impact of unadjusted audit differences is £624,055. We agree with management's assessment that the impact is not material. More detail of the differences can be found in Section 4 of this report.

Areas of audit focus

In our Audit Planning Report we identified a number of key areas of focus for our audit of the financial report of Darlington Borough Council. This report sets out our observations and status in relation to these areas, including our views on areas which might be conservative and areas where there is potential risk and exposure. Our consideration of these matters and others identified during the period is summarised within the "Areas of Audit Focus" section of this report.

Page 120

Fraud Risk	Findings & Conclusions
Misstatements due to fraud or error	We have not identified any evidence that management has overridden controls in order to prepare fraudulent financial statement balances or postings within the financial statements.
Risk of fraud in revenue and expenditure recognition - inappropriate recognition of grants with terms and conditions attached, inappropriate capitalisation of revenue expenditure and omission of expenditure from the financial statements	<p>We have not identified any material inappropriate recognition of grants within the financial statements. In our sample testing we identified some catch up invoicing re 19/20, the impact is not material.</p> <p>We have not identified any evidence of manipulation of expenditure through incorrect capitalisation of revenue expenditure.</p> <p>Our sample testing of additions to Property Plant and Equipment:</p> <ul style="list-style-type: none"> • Found costs had been correctly classified as capital and included at the correct value. • Did not identify any revenue items that were incorrectly classified as capital. <p>Our testing of the completeness of liabilities did not identify any omitted items from expenditure.</p>



Executive Summary

Areas of audit focus (continued)

Area of audit focus / Inherent risk	Findings & Conclusions
Valuation of Land & Buildings and Investment Properties (area of audit focus)	We tested a sample of the Council's assets and did not identify any misstatements.
Pension liability valuation (area of audit focus)	We tested the Council's pension liability valuation and assessed the work of the Council's actuary, Aon. We are satisfied that the pension liability and associated balances within the financial statements are not materially misstated. We have undertaken additional audit procedures in responses to the updated ISA540 regarding accounting estimates.
Group accounts (area of audit focus)	The Group accounts consolidate the Council's joint ventures with Esh Homes Limited, we did not identify any material misstatements in our testing of the consolidation.
Going concern (area of audit focus)	We have reviewed the going concern assessment prepared by management and have not identified any material issues, we note that the assessment will be updated closer to the sign off of the financial statements to ensure that it covers a period of at least 12 months from the date of signing.

Page 121

Areas of audit focus

We request that you review these and other matters set out in this report to ensure:

- ▶ There are no residual further considerations or matters that could impact these issues
- ▶ You concur with the resolution of the issue
- ▶ There are no further significant issues you are aware of to be considered before the financial report is finalised

There are no matters, other than those reported by management or disclosed in this report, which we believe should be brought to the attention of the Audit Committee or Management.



Executive Summary

Independence

We have no independence issues to highlight.

Please refer to Section 7 for our update on Independence.

Other reporting issues

We have reviewed the information presented in the Annual Governance Statement for consistency with our knowledge of the Council. We have no matters to report as a result of this work.

We have not yet been able to perform the procedures required by the National Audit Office (NAO) on the Whole of Government Accounts (WGA) submission. This is because HM Treasury are continuing to review the online 2020/21 WGA Data Collection Tool (DCT) and update the guidance that is available for preparers. The 2020/21 WGA component data will not be available for auditors to review until after that. Group Audit Instructions and the timetable for 2020/21 will necessarily follow any changes HMT make to the DCT and process.

We have no other matters to report.



02 Areas of Audit Focus



Areas of Audit Focus

Significant risk

Misstatements due to fraud or error

What is the risk?

The financial statements as a whole are not free of material misstatements whether caused by fraud or error. As identified in ISA (UK) 240, management is in a unique position to perpetrate fraud because of its ability to manipulate accounting records directly or indirectly and prepare fraudulent financial statements by overriding controls that otherwise appear to be operating effectively. We identify and respond to this fraud risk on every audit engagement.

What did we do?

In response to this risk, we:

- ▶ Identified fraud risks during the planning stages of our audit;
- ▶ Inquired of management about risks of fraud and the controls put in place to address those risks;
- ▶ Understood the oversight given by those charged with governance of management's processes over fraud;
- ▶ Considered the effectiveness of management's controls designed to address the risk of fraud;
- ▶ Determined an appropriate strategy to address those identified risks of fraud;
- ▶ Performed mandatory procedures regardless of specifically identified fraud risks, including:
 - Testing journals at year-end to ensure there are no unexpected or unusual postings. This included searching for inappropriate journals posted by senior officers; journals with certain narrative descriptions which may allude to override; journals that do not balance to nil; and material journals posted at year end. We were satisfied that those journals tested did not contain evidence of management override.
 - Undertaking a detailed review of accounting estimates for evidence of bias (such as the valuation of land, buildings and investment property valuation, IAS 19 pension balances and the calculation for the Expected Credit Loss model of the bad debt impairment (ECL)) and substantively testing unusual or unexpected transactions. No evidence of override was identified, and no unusual transaction have been identified from work completed to date.

What judgements are we focused on?

We focused on aspects of the financial statements which are open to estimation and judgment, which would facilitate management overriding controls:

- ▶ Journal entries subject to specific narrative descriptors, posted at certain times of the financial year or by certain individuals, and journals which exceed certain values;
- ▶ Material accounting estimates, such as the valuation of property, plant and equipment and investment property IAS 19 pensions and the ECL; and
- ▶ Unusual transactions anywhere in the financial statements.

What are our conclusions?

Our audit work has not identified any material issues, inappropriate judgements or unusual transactions which indicated that there had been any misreporting of the Council's financial position, or that management had overridden control.

We have completed our journals testing. We are satisfied that journal entries had been posted properly and for genuine business reasons.

We have reviewed material estimates. Our work in these areas resulted in amendment to the financial statements, but no indication of fraud was identified.

There were no unusual transactions identified.



Areas of Audit Focus

Significant risk

Risk of fraud in revenue and expenditure recognition - inappropriate recognition of grants with terms and conditions attached, inappropriate capitalisation of revenue expenditure and omission of expenditure from the financial statements

What is the risk?

Under ISA 240 there is a presumed risk that revenue may be misstated due to improper revenue recognition. In the public sector, this requirement is modified by Practice Note 10 issued by the Financial Reporting Council, which states that auditors should also consider the risk that material misstatements may occur by the manipulation of expenditure recognition.

We believe the risk of manipulation is most likely to manifest in the incorrect capitalisation of revenue expenditure through either inappropriate recognition of grants with terms and conditions, inappropriate capitalisation of revenue expenditure and omission of expenditure from the financial statements.

What judgements are we focused on?

We focused on the Council's judgements in recognising grants with terms and conditions, we also tested new Covid-19 grant income to determine whether these had been appropriately accounted for as principal or agent.

We focused on the Council's judgements to classify expenditure as either revenue or capital in nature. We tested a sample of items to confirm that the Council's judgement was supported by sufficient evidence and was genuinely capital in nature.

What did we do?

In response to this risk, we:

- Tested a sample of grant income to supporting evidence and understood the related terms and conditions to confirm that recognition in 20/21 financial statements was appropriate. In particular for the new Covid-19 grants we tested whether these had been appropriately reflected as principal or agent transactions, depending on the terms attached.
- Tested a sample of PPE additions to ensure that the expenditure incurred and capitalised is clearly capital in nature. We also agreed the transaction was supported by sufficient evidence to verify its value and the period it related to. We note that no testing was carried out on IP additions as the value was immaterial.
- Tested a sample of REFCUS, to ensure that it is appropriate for the revenue expenditure incurred to be financed from ring fenced capital resources. As with PPE additions, we also considered whether these items were supported by sufficient evidence to verify the value and period it related to.
- Tested samples of expenditure transactions post year end to consider whether appropriate liabilities had been recorded for expenditure settled post year end relating to 20/21.



Areas of Audit Focus

Significant risk

What are our conclusions?

The results of testing of grant income did not identify any material issues, we note that:

- Grant income -credit to services within our sample we noted £38,100 being invoicing re 19/20, this was in part due to delays in completion of assessments for respite care income. These differences arose within our representative statistical sampling and therefore are projected over the remaining population giving a projected difference of £740,000 which is above our group reporting threshold and so included on our summary of audit differences, however it is not material to total income.
- Our testing of Covid-19 grant income did not identify any material issues.

Our sample testing of additions to Property Plant and Equipment:

- Found costs had been correctly classified as capital and included at the correct value.
- Did not identify any revenue items that were incorrectly classified as capital.

Our testing of the completeness of liabilities did not identify any omitted items from expenditure.



Areas of Audit Focus

Our response to areas of audit focus



Further details on procedures/work performed

Valuation of Land and Buildings

In our audit planning report, we highlighted the valuation of land, buildings and investment properties as an inherent risk. The fair value of Property, Plant and Equipment (PPE) and Investment Properties (IP) represent significant balances in the Council's accounts and are subject to valuation changes, impairment reviews and depreciation charges. Management is required to make material judgemental inputs and apply estimation techniques to calculate the year-end balances recorded in the balance sheet.

We completed the following procedures to address the risk:

- ▶ Considered the work performed by the Council's valuers, including the adequacy of the scope of the work performed, their professional capabilities and the results of their work;
- ▶ Sample tested key asset information used by the valuers in performing their valuation (e.g. floor plans to support valuations based on price per square metre);
- ▶ Considered the annual cycle of valuations to ensure that assets have been valued within a five year rolling programme as required by the Code for PPE and annually for IP.
- ▶ Considered whether there were any specific changes to assets that have occurred and that these have been communicated to the valuer;
- ▶ Considered any changes to useful economic lives as a result of the most recent valuation; and
- ▶ Tested accounting entries have been correctly processed in the financial statements,

We also considered the impact of Covid-19 on the usage of assets as to whether there were any indicators of impairment. We noted that the valuation of car parks in particular has been reduced to £nil reflecting the low levels of utilisation in the year and since the year end compared to expenditure related to those assets.

We did not identify any material misstatements in the values.



Areas of Audit Focus

Our response to areas of audit focus



Further details on procedures/work performed

Pension liability valuation

The Local Authority Accounting Code of Practice and IAS19 require the Council to make extensive disclosures within its financial statements regarding its membership of the Local Government Pension Scheme administered by Durham County Council. The Council's pension fund deficit is a material estimated balance and the Code requires that this liability be disclosed on the Council's balance sheet.

The information disclosed is based on the IAS 19 report issued to the Council by the actuary. Accounting for this scheme involves significant estimation and judgement and therefore management engages an actuary to undertake the calculations on their behalf. ISAs (UK) 500 and 540 require us to undertake procedures on the use of management specialists and the assumptions underlying fair value estimates.

We reviewed the Council's IAS 19 reports which were used to prepare the financial statements. We have assessed the work of the actuary (Aon), including the assumptions they have used, by relying on the work of PwC - consulting actuaries commissioned by the National Audit Office for all local government sector auditors, and considering any relevant reviews by the EY actuarial team.

We have liaised with the auditors of the Durham County Council Pension Fund to obtain assurances over the information supplied to the actuary in relation to Darlington Borough Council's participation in the scheme.

We have reviewed and tested the accounting entries and disclosures made within the Council's financial statements in relation to IAS19.

There are no other matters to bring to your attention relating to the valuation of the pension liability.



Areas of Audit Focus

Our response to areas of audit focus



Further details on procedures/work performed

Group accounts

The CIPFA Code requires an assessment of arrangements on a qualitative basis first, and then on a quantitative basis. Management is required to revisit the Group assessment annually, based on the most up-to-date information, to determine if the Group financial statements require additional entities to be incorporated within the consolidation.

As in prior years, the Council produced Group accounts for 20/21, in order to include the joint venture arrangements with Esh Homes Limited. The Council owns 50% of the share capital of the joint ventures in place.

During our audit work, we have:

- ▶ Reviewed the Council's Group boundary assessment to ensure that it is complete and all Group entities have been identified;
- ▶ Reviewed the Council's assessment of qualitative factors such as whether the Council is exposed to any commercial risk through its involvement with the potential Group entities, in order to ensure the assessment is appropriate; and
- ▶ Tested the Council's quantitative assessment by agreeing all values included in the assessment to audited financial statements for each of the potential Group entities.

We have not identified any material matters to report in respect of the Group accounts and inclusion of the Joint Ventures with Esh Homes Limited.



Areas of Audit Focus

Our response to areas of audit focus



Further details on procedures/work performed

Going Concern Compliance with ISA 570

This auditing standard has been revised in response to enforcement cases and well-publicised corporate failures where the auditor's report failed to highlight concerns about the prospects of entities which collapsed shortly after.

The revised standard is effective for audits of financial statements for periods commencing on or after 15 December 2019, which for the Council will be the audit of the 2020/21 financial statements. The revised standard increases the work we are required to perform when assessing whether the Council is a going concern. It means UK auditors will follow significantly stronger requirements than those required by current international standards; and we have therefore judged it appropriate to bring this to the attention of the Audit Committee.

In addition, the Covid-19 pandemic has created a number of financial pressures throughout local government, creating financial stress in either, or a combination of, increasing service demand leading to increased expenditure in specific services, and reductions in income sources.

Our work included discussion and review of the Council's updated medium term financial plans and cash flow forecasts, which form the basis of the Council's consideration of the use of the going concern assumption.

We considered whether the Council's disclosures for events after the balance sheet date were appropriate and challenged whether the disclosure in the draft financial statements was required.

At the time of writing the report we have no matters to report in respect of going concern, we note that once the final audit matters are resolved, the going concern assessment will be extended to cover a period of at least 12 months from the date of approval of the financial statements.



03 Audit Report



Audit report

INDEPENDENT AUDITOR'S REPORT TO THE MEMBERS OF Darlington BOROUGH COUNCIL

Our opinion on the financial statements

INDEPENDENT AUDITOR'S REPORT TO THE MEMBERS OF DARLINGTON BOROUGH COUNCIL

Opinion

We have audited the financial statements of Darlington Borough Council for the year ended 31 March 2021 under the Local Audit and Accountability Act 2014. The financial statements comprise the Authority and Group Movement in Reserves Statement, Authority and Group Comprehensive Income and Expenditure Statement, Authority and Group Balance Sheet, Authority and Group Cash Flow Statement, the related notes 1 to 41; the Housing Revenue Account Income and Expenditure Statement, the Movement on the HRA Statement and the related notes 1 to 7; and the Collection Fund and the related notes 1 to 3.

The financial reporting framework that has been applied in their preparation is applicable law and the CIPFA/LASAAC Code of Practice on Local Authority Accounting in the United Kingdom 2020/21.

In our opinion the financial statements:

- ▶ give a true and fair view of the financial position of Darlington Borough Council and Group as at 31 March 2021 and of its expenditure and income for the year then ended; and
- ▶ have been prepared properly in accordance with the CIPFA/LASAAC Code of Practice on Local Authority Accounting in the United Kingdom 2020/21.

Basis for opinion

We conducted our audit in accordance with International Standards on

Auditing (UK) (ISAs (UK)) and applicable law. Our responsibilities under those standards are further described in the Auditor's responsibilities for the audit of the financial statements section of our report below.

We are independent of the Group in accordance with the ethical requirements that are relevant to our audit of the financial statements in the UK, including the FRC's Ethical Standard and the Comptroller and Auditor General's AGN01, and we have fulfilled our other ethical responsibilities in accordance with these requirements.

We believe that the audit evidence we have obtained is sufficient and appropriate to provide a basis for our opinion.

Conclusions relating to going concern

In auditing the financial statements, we have concluded that the Director of Resources' use of the going concern basis of accounting in the preparation of the financial statements is appropriate.

Based on the work we have performed, we have not identified any material uncertainties relating to events or conditions that, individually or collectively, may cast significant doubt on the Authority's ability to continue as a going concern for a period of 12 months from when the financial statements are authorised for issue.

Our responsibilities and the responsibilities of the Director of Resources with respect to going concern are described in the relevant sections of this report. However, because not all future events or conditions can be predicted, this statement is not a guarantee as to the Authority's ability to continue as a going concern.



Audit Report

Our opinion on the financial statements

Other information

The other information comprises the information included in the Accounts for the year 2020/21, other than the financial statements and our auditor's report thereon. The Director of Resources is responsible for the other information contained within the Accounts for the year 2020/21 .

Our opinion on the financial statements does not cover the other information and, except to the extent otherwise explicitly stated in this report, we do not express any form of assurance conclusion thereon.

Our responsibility is to read the other information and, in doing so, consider whether the other information is materially inconsistent with the financial statements or our knowledge obtained in the course of the audit or otherwise appears to be materially misstated. If we identify such material inconsistencies or apparent material misstatements, we are required to determine whether there is a material misstatement in the financial statements themselves. If, based on the work we have performed, we conclude that there is a material misstatement of the other information, we are required to report that fact.

We have nothing to report in this regard.

Matters on which we report by exception

We report to you if:

- ▶ in our opinion the annual governance statement is misleading or inconsistent with other information forthcoming from the audit or our knowledge of the Authority;

- ▶ we issue a report in the public interest under section 24 of the Local Audit and Accountability Act 2014;
- ▶ we make written recommendations to the audited body under Section 24 of the Local Audit and Accountability Act 2014;
- ▶ we make an application to the court for a declaration that an item of account is contrary to law under Section 28 of the Local Audit and Accountability Act 2014;
- ▶ we issue an advisory notice under Section 29 of the Local Audit and Accountability Act 2014;
- ▶ we make an application for judicial review under Section 31 of the Local Audit and Accountability Act 2014;
- ▶ we are not satisfied that the Authority has made proper arrangements for securing economy, efficiency and effectiveness in its use of resources for the year ended 31 March 2021.

We have nothing to report in these respects.

Responsibility of the Director of Resources

As explained more fully in the Statement of Responsibilities set out on page 18, the Director of Resources is responsible for the preparation of the Accounts for the year 2020/21, which includes the financial statements, in accordance with proper practices as set out in the CIPFA/LASAAC Code of Practice on Local Authority Accounting in the United Kingdom 2020/21, and for being satisfied that they give a true and fair view and for such internal control as the directors determine is necessary to enable the preparation of financial statements that are free from material misstatement, whether due to fraud or error.



Audit Report

Our opinion on the financial statements

In preparing the financial statements, the Director of Resources is responsible for assessing the Group and the Authority's ability to continue as a going concern, disclosing, as applicable, matters related to going concern and using the going concern basis of accounting unless the Group or Authority either intends to cease operations, or have no realistic alternative but to do so.

The Authority is responsible for putting in place proper arrangements to secure economy, efficiency and effectiveness in its use of resources, to ensure proper stewardship and governance, and to review regularly the adequacy and effectiveness of these arrangements.

Auditor's responsibilities for the audit of the financial statements

Our objectives are to obtain reasonable assurance about whether the financial statements as a whole are free from material misstatement, whether due to fraud or error, and to issue an auditor's report that includes our opinion. Reasonable assurance is a high level of assurance, but is not a guarantee that an audit conducted in accordance with ISAs (UK) will always detect a material misstatement when it exists. Misstatements can arise from fraud or error and are considered material if, individually or in the aggregate, they could reasonably be expected to influence the economic decisions of users taken on the basis of these financial statements.

Irregularities, including fraud, are instances of non-compliance with laws and regulations. We design procedures in line with our responsibilities, outlined above, to detect irregularities, including fraud. The risk of not detecting a material misstatement due to fraud is higher than the risk of not detecting one resulting from error, as fraud may involve deliberate concealment by, for example, forgery or intentional misrepresentations, or through collusion.

The extent to which our procedures are capable of detecting irregularities, including fraud is detailed below. However, the primary responsibility for the prevention and detection of fraud rests with both those charged with governance of the entity and management.

We obtained an understanding of the legal and regulatory frameworks that are applicable to the Authority and determined that the most significant are:

- Local Government Act 1972,
- Local Government and Housing Act 1989 (England and Wales),
- Local Government Finance Act 1988 (as amended by the Local Government Finance Act 1992),
- Education Act 2002 and School Standards and Framework Act 1998 (England),
- Local Government Act 2003,
- The Local Authorities (Capital Finance and Accounting) (England) Regulations 2003 as amended in 2018 and 2020,
- Planning Act 2008 and the Community Infrastructure Levy Regulations 2010 (SI 2010/948)
- Business Rate Supplements Act 2009,
- The Local Government Finance Act 2012,
- The Local Audit and Accountability Act 2014, and
- The Accounts and Audit Regulations 2015.

In addition, the Authority has to comply with laws and regulations in the areas of anti-bribery and corruption, data protection, employment legislation, tax legislation, general power of competence, procurement and health & safety.

We understood how Darlington Borough Council is complying with those frameworks by understanding the incentive, opportunities and motives for non-compliance, including inquiring of management, the head of internal audit



Audit Report

Our opinion on the financial statements

and those charged with governance and obtaining and reading documentation relating to the procedures in place to identify, evaluate and comply with laws and regulations, and whether they are aware of instances of non-compliance.

We corroborated this through our reading of the Authority's committee minutes and through enquiry of employees to confirm Authority policies. Based on this understanding we designed our audit procedures to identify non-compliance with such laws and regulations. Our procedures had a focus on compliance with the accounting framework through obtaining sufficient audit evidence in line with the level of risk identified and with relevant legislation.

We assessed the susceptibility of the Authority's financial statements to material misstatement, including how fraud might occur by understanding the potential incentives and pressures for management to manipulate the financial statements, and performed procedures to understand the areas in which this would most likely arise. Based on our risk assessment procedures, we identified misstatements due to fraud and error and a risk of fraud in revenue and expenditure recognition through inappropriate capitalisation of revenue expenditure to be our fraud risks.

- ▶ To address our fraud risk around misstatements due to fraud and error, we tested specific journal entries identified by applying risk criteria to the entire population of journals. For each journal selected, we tested specific transactions back to source documentation to confirm that the journals were authorised and accounted for appropriately.
- ▶ To address our fraud risk of risk of fraud in revenue and expenditure recognition through inappropriate capitalisation of revenue expenditure we tested the Authority's capitalised expenditure to ensure the capitalisation criteria were properly met and the expenditure was genuine.

▶ To address our fraud risk of risk of fraud in revenue and expenditure recognition through inappropriate grant recognition we tested grant income to terms and conditions to ensure the recognition criteria were properly met.

A further description of our responsibilities for the audit of the financial statements is located on the Financial Reporting Council's website at <https://www.frc.org.uk/auditorsresponsibilities>. This description forms part of our auditor's report.

Scope of the review of arrangements for securing economy, efficiency and effectiveness in the use of resources

We have undertaken our review in accordance with the Code of Audit Practice, having regard to the guidance on the specified reporting criteria issued by the Comptroller and Auditor General in April 2021, as to whether Darlington Borough Council had proper arrangements for financial sustainability, governance and improving economy, efficiency and effectiveness. The Comptroller and Auditor General determined these criteria as those necessary for us to consider under the Code of Audit Practice in satisfying ourselves whether Darlington Borough Council put in place proper arrangements for securing economy, efficiency and effectiveness in its use of resources for the year ended 31 March 2021.

We planned our work in accordance with the Code of Audit Practice. Based on our risk assessment, we undertook such work as we considered necessary to form a view on whether, in all significant respects, Darlington Borough Council had put in place proper arrangements to secure economy, efficiency and effectiveness in its use of resources.

We are required under Section 20(1)(c) of the Local Audit and Accountability Act 2014 to satisfy ourselves that the Authority has made proper arrangements for securing economy, efficiency and effectiveness in its use of resources.



Audit Report

Our opinion on the financial statements

We are not required to consider, nor have we considered, whether all aspects of the Authority's arrangements for securing economy, efficiency and effectiveness in its use of resources are operating effectively.

Delay in certification of completion of the audit

We cannot formally conclude the audit and issue an audit certificate until we have completed the work necessary to issue our assurance statement in respect of the Authority's Whole of Government Accounts consolidation pack. We are satisfied that this work does not have a material effect on the financial statements or our work on value for money arrangements.

Until we have completed these procedures, we are unable to certify that we have completed the audit of the accounts in accordance with the requirements of the Local Audit and Accountability Act 2014 and the Code of Audit Practice issued by the National Audit Office.

Use of our report

This report is made solely to the members of Darlington Borough Council , as a body, in accordance with Part 5 of the Local Audit and Accountability Act 2014 and for no other purpose, as set out in paragraph 43 of the Statement of Responsibilities of Auditors and Audited Bodies published by Public Sector Audit Appointments Limited. To the fullest extent permitted by law, we do not accept or assume responsibility to anyone other than Darlington Borough Council and Darlington Borough Council members as a body, for our audit work, for this report, or for the opinions we have formed.

Caroline Mulley (Key Audit Partner)
Ernst & Young LLP (Local Auditor)
Newcastle upon Tyne



04 Audit Differences





Audit Differences

Summary of unadjusted differences

In addition we highlight the following known and projected misstatements to the financial statements and/or disclosures which were not corrected by management. We note that we do not expect extrapolated misstatements to be corrected. However, we request that the uncorrected misstatements be corrected or a rationale as to why they are not corrected be considered and approved by the Audit Committee and provided within the Letter of Representation:

	Assets Current	Assets Non-current	Liabilities Current	Liabilities Non-current	Reserves	CIES
	Debit/ (Credit)	Debit/ (Credit)	Debit/ (Credit)	Debit/ (Credit)	Debit/ (Credit)	Debit/ (Credit) Current period
Uncorrected misstatements						
Known differences:						
▶ PFI liability*				(1,257,000)	1,373,000	(116,000)
Projected differences:						
▶ 19/20 income recorded in 20/21						740,055
Total of current year misstatements	-	-	-	(1,257,000)	1,373,000	624,055
Effect of turnaround items						-
Total						624,055

* This matter has been reported in prior years and the above reflects the current year unwind.

During our testing, management corrected a small number of items relating to disclosures which are not material.

At the time of writing this report, we are working with management on the cashflow statement to ensure there is supporting calculations for all line items.



05

Value for Money



Value for money

The Council's responsibilities for value for money (VFM)

The Council is required to maintain an effective system of internal control that supports the achievement of its policies, aims and objectives while safeguarding and securing value for money from the public funds and other resources at its disposal.

As part of the material published with its financial statements, the Council is required to bring together commentary on its governance framework and how this has operated during the period in a governance statement. In preparing its governance statement, the Council tailors the content to reflect its own individual circumstances, consistent with the requirements set out in the Cipfa code of practice on local authority accounting. This includes a requirement to provide commentary on its arrangements for securing value for money from their use of resources.

Auditor responsibilities under the new Code

Page 140

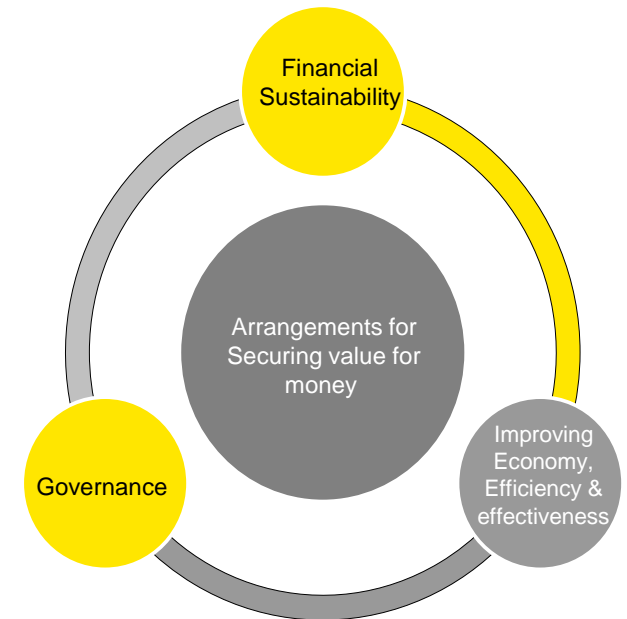
Under the 2020 Code of Audit Practice (the Code), issued by the National Audit Office, we are still required to consider whether the Council has put in place 'proper arrangements' to secure economy, efficiency and effectiveness in its use of resources. However, there is no longer overall evaluation criterion which we need to conclude upon. Instead the Code requires the auditor to design their work to provide them with sufficient assurance to enable reporting to the Council in a commentary against specified reporting criteria (see below) on the arrangements the Council has in place to secure value for money through economic, efficient and effective use of its resources for the relevant period.

The specified reporting criteria are:

- ▶ Financial sustainability - How the Council plans and manages its resources to ensure it can continue to deliver its services.
- ▶ Governance - How the Council ensures that it makes informed decisions and properly manages its risks.
- ▶ Improving economy, efficiency and effectiveness - How the Council uses information about its costs and performance to improve the way it manages and delivers its services.

Status of our VFM work

At the time of writing our report, the documentation of our value for money work is in progress - we will provide a further update to the Audit Committee on completion of our work.





06 Other reporting issues

Other reporting issues

Consistency of other information published with the financial statements, including the Annual Governance Statement

We must give an opinion on the consistency of the financial and non-financial information in the Statement of Accounts 2020/21 with the audited financial statements

We must also review the Annual Governance Statement for completeness of disclosures, consistency with other information from our work, and whether it complies with relevant guidance.

Financial information in the Statement of Accounts 2020/21 and published with the financial statements was consistent with the audited financial statements.

We have reviewed the Annual Governance Statement and can confirm it is consistent with other information from our audit of the financial statements and we have no other matters to report.

Whole of Government Accounts

Alongside our work on the financial statements, we also review and report to the National Audit Office (NAO) on your Whole of Government Accounts (WGA) return. The extent of our review, and the nature of our report, is specified by the NAO.

We have not yet been able to perform the procedures required by the National Audit Office (NAO) on the Whole of Government Accounts (WGA) submission. This is because HM Treasury are continuing to review the online 2020/21 WGA Data Collection Tool (DCT) and update the guidance that is available for preparers. The 2020/21 WGA component data will not be available for auditors to review until after that. Group Audit Instructions and the timetable for 2020/21 will necessarily follow any changes HMT make to the DCT and process.

Other reporting issues

Other powers and duties

We have a duty under the Local Audit and Accountability Act 2014 to consider whether to report on any matter that comes to our attention in the course of the audit, either for the Council to consider it or to bring it to the attention of the public (i.e. "a report in the public interest").

We did not identify any issues which required us to issue a report in the public interest.

Other matters

As required by ISA (UK&I) 260 and other ISAs specifying communication requirements, we must tell you significant findings from the audit and other matters if they are significant to your oversight of the Council's financial reporting process. They include the following:

- Significant qualitative aspects of accounting practices including accounting policies, accounting estimates and financial statement disclosures;
- Any significant difficulties encountered during the audit;
- Any significant matters arising from the audit that were discussed with management;
- Written representations we have requested;
- Expected modifications to the audit report;
- Any other matters significant to overseeing the financial reporting process;
- Related parties;
- External confirmations;
- Going concern;
- Consideration of laws and regulations; and
- Group audits

We have no matters to report.



07

Independence

Relationships, services and related threats and safeguards

The FRC Ethical Standard requires that we provide details of all relationships between Ernst & Young (EY) and the Council, and its members and senior management and its affiliates, including all services provided by us and our network to the Council, its members and senior management and its affiliates, and other services provided to other known connected parties that we consider may reasonably be thought to bear on the our integrity or objectivity, including those that could compromise independence and the related safeguards that are in place and why they address the threats.

There are no relationships from 1 April 2020 to the date of this report, which we consider may reasonably be thought to bear on our independence and objectivity.

Services provided by Ernst & Young

The next page includes a summary of the fees due for the year ended 31 March 2021 in line with the disclosures set out in FRC Ethical Standard and in statute. Full details of the services that we have provided are shown below.

As at the date of this report, there are no future services which have been contracted and no written proposal to provide non-audit services has been submitted. We confirm that we have not undertaken non-audit work other than the certification of the Council's Housing Benefit Claim, Teachers Pension and Pooling return.

EY Transparency Report 2021

Ernst & Young (EY) has policies and procedures that instil professional values as part of firm culture and ensure that the highest standards of objectivity, independence and integrity are maintained.

Details of the key policies and processes in place within EY for maintaining objectivity and independence can be found in our annual Transparency Report which the firm is required to publish by law. The most recent version of this Report is for the year end 30 June 2021:

[EY UK 2021 Transparency Report | EY UK](#)



Fees

Fees

The duty to prescribe fees is a statutory function delegated to Public Sector Audit Appointments Ltd (PSAA) by the Secretary of State for the Department for Levelling Up, Housing and Communities.

This is defined as the fee required by auditors to meet statutory responsibilities under the Local Audit and Accountability Act 2014 in accordance with the requirements of the Code of Audit Practice and supporting guidance published by the National Audit Office, the financial reporting requirements set out in the Code of Practice on Local Authority Accounting published by CIPFA/LASAAC, and the professional standards applicable to auditors' work.

	Planned fee 2020/21	Final Proposed fee 2019/20
	£	£
PSAA Scale Fee	71,813	71,813
Rebasing of scale fee to deliver audit to meet regulatory requirements (Note 1)	25,087	20,276
Covid-19 impact	TBC	11,373
Revisions (Revised auditing standards ISA540 and ISA 570)	TBC	N/A
Revision (New Code of Audit Practice/VfM requirements)	TBC	N/A
Total audit fee	TBC	103,462
Non-audit work - Housing benefits certification work	10,500	10,500
Non-audit work - Teachers' pension certification work	5,500	5,500
Non-audit work - Home England grant	N/A	4,000
Non-audit work - Pooling of capital receipts	5,500	5,000
Total proposed fees	TBC	123,214

Page 146

The table sets out our fees for 2019/20 and 2020/21. All other fees will be discussed with officers and the PSAA. Any further additional fees (over and above VFM and ISA540) for 2020/21 will be communicated to the Director of Resources following the completion of the audit.

(1) In order to meet regulatory and compliance audit requirements not present in the market at the time of our most recent bid to PSAA, we assessed that the recurrent cost of additional requirements to carry out our audit should increase by £25,087. PSAA has determined the total fee variation across both elements for 2019/20 as £20,276. We expect similar costs in nature in 2020/21 and subsequent years. However, PSAA has stated that this will need to be determined each year.

(2) In August 2021, PSAA published 'Additional information for 2020/21 audit fees'. PSAA commissioned external independent technical research for setting standardised fee variations to assess the expected impact on audit work programmes of a range of new and updated audit requirements. PSAA determined a minimum range for VFM (£10k-£19k) and a minimum amount for ISA540 (£4.4k).

(3) The additional fee for 2020/21 will be discussed with officers before being put forward for PSAA approval, following the completion of our audit.



08 Appendices



Appendix A

Audit approach update

We summarise below our approach to the audit of the balance sheet and any changes to this approach from the prior year audit.

Our audit procedures are designed to be responsive to our assessed risk of material misstatement at the relevant assertion level. Assertions relevant to the balance sheet include:




- ▶ Existence: An asset, liability and equity interest exists at a given date
- ▶ Rights and Obligations: An asset, liability and equity interest pertains to the entity at a given date
- ▶ Completeness: There are no unrecorded assets, liabilities, and equity interests, transactions or events, or undisclosed items
- ▶ Valuation: An asset, liability and equity interest is recorded at an appropriate amount and any resulting valuation or allocation adjustments are appropriately recorded
- ▶ Presentation and Disclosure: Assets, liabilities and equity interests are appropriately aggregated or disaggregated, and classified, described and disclosed in accordance with the applicable financial reporting framework. Disclosures are relevant and understandable in the context of the applicable financial reporting framework

There were no significant changes to our audit approach apart from the additional work we were required to undertake to address the requirements of the new auditing standard on accounting estimates. This primarily impacted our audit procedures on:

- The revaluation of land and buildings classified as Property, Plant and Equipment (PPE) and Investment Property (IP)
- Pension liability and asset valuation.

Appendix B





Summary of communications

Date 	Nature 	Summary 
July 2021	Audit planning report	Audit planning report was circulated documenting the key risks and areas of audit focus
Twice per week through audit visit	Meeting	The key members of the audit team met with the Finance manager and various members of management's team at least twice weekly to discuss a log of queries and issues. This included detailed discussion of testing items, progress and issues being identified.
Ad hoc through completion of audit	Meeting	We met with key members of the finance team, including the Group Director of Operations and the Finance Manager, while final audit procedures were being completed.
April 2022	Audit Results Report	Audit Results Report was circulated documenting the completed audit with the exception of the infrastructure issue noted on page 6.

Appendix C

Required communications with the Audit Committee




There are certain communications that we must provide to the those charged with governance of UK entities. We have detailed these here together with a reference of when and where they were covered:

			 Our Reporting to you
Required communications	 What is reported?	  When and where	
Terms of engagement	Confirmation by the Audit Committee of acceptance of terms of engagement as written in the engagement letter signed by both parties.	The statement of responsibilities serves as the formal terms of engagement between the PSAA's appointed auditors and audited bodies	
Our responsibilities	Reminder of our responsibilities as set out in the engagement letter.	Audit planning report (circulated in July 2021)	
Planning and audit approach	Communication of the planned scope and timing of the audit, any limitations and the significant risks identified. When communicating key audit matters this includes the most significant risks of material misstatement (whether or not due to fraud) including those that have the greatest effect on the overall audit strategy, the allocation of resources in the audit and directing the efforts of the engagement team.	Audit planning report (circulated in July 2021)	
Significant findings from the audit	<ul style="list-style-type: none"> ▶ Our view about the significant qualitative aspects of accounting practices including accounting policies, accounting estimates and financial statement disclosures ▶ Significant difficulties, if any, encountered during the audit ▶ Significant matters, if any, arising from the audit that were discussed with management ▶ Written representations that we are seeking ▶ Expected modifications to the audit report ▶ Other matters if any, significant to the oversight of the financial reporting process 	Audit results report (April 2022)	

Appendix C

		Our Reporting to you
Required communications	What is reported?	When and where
Public Interest Entities	<p>For the audits of financial statements of public interest entities our written communications to the audit committee include:</p> <ul style="list-style-type: none"> ▶ A declaration of independence ▶ The identity of each key audit partner ▶ The use of non-member firms or external specialists and confirmation of their independence ▶ The nature and frequency of communications ▶ A description of the scope and timing of the audit ▶ Which categories of the balance sheet have been tested substantively or controls based and explanations for significant changes to the prior year, including first year audits ▶ Materiality ▶ Any going concern issues identified ▶ Any significant deficiencies in internal control identified and whether they have been resolved by management ▶ Subject to compliance with regulations, any actual or suspected non-compliance with laws and regulations identified relevant to the audit committee ▶ Subject to compliance with regulations, any suspicions that irregularities, including fraud with regard to the financial statements, may occur or have occurred, and the implications thereof ▶ The valuation methods used and any changes to these including first year audits ▶ The scope of consolidation and exclusion criteria if any and whether in accordance with the reporting framework ▶ The identification of any non-EY component teams used in the group audit ▶ The completeness of documentation and explanations received ▶ Any significant difficulties encountered in the course of the audit ▶ Any significant matters discussed with management ▶ Any other matters considered significant 	<p>Audit planning report (circulated in July 2021) and Audit results report (April 2022)</p>





Appendix C

		 Our Reporting to you
Required communications	 What is reported?	 When and where
Going concern	<p>Events or conditions identified that may cast significant doubt on the entity's ability to continue as a going concern, including:</p> <ul style="list-style-type: none"> ▶ Whether the events or conditions constitute a material uncertainty related to going concern ▶ Whether the use of the going concern assumption is appropriate in the preparation and presentation of the financial statements ▶ The appropriateness of related disclosures in the financial statements 	Audit results report (April 2022)
Misstatements	<ul style="list-style-type: none"> ▶ Uncorrected misstatements and their effect on our audit opinion, unless prohibited by law or regulation ▶ The effect of uncorrected misstatements related to prior periods ▶ A request that any uncorrected misstatement be corrected ▶ Material misstatements corrected by management 	Audit results report (April 2022)
Subsequent events	<ul style="list-style-type: none"> ▶ Enquiry of the Audit Committee where appropriate regarding whether any subsequent events have occurred that might affect the financial statements. 	Audit results report (April 2022)

Appendix C

		Our Reporting to you
Required communications	What is reported?	When and where
Fraud	<ul style="list-style-type: none"> ▶ Enquiries of the Audit Committee to determine whether they have knowledge of any actual, suspected or alleged fraud affecting the entity ▶ Any fraud that we have identified or information we have obtained that indicates that a fraud may exist ▶ Unless all of those charged with governance are involved in managing the entity, any identified or suspected fraud involving: <ol style="list-style-type: none"> a. Management; b. Employees who have significant roles in internal control; or c. Others where the fraud results in a material misstatement in the financial statements. ▶ The nature, timing and extent of audit procedures necessary to complete the audit when fraud involving management is suspected ▶ Any other matters related to fraud, relevant to Audit Committee responsibility. 	Audit results report (April 2022)
Related parties	<p>Significant matters arising during the audit in connection with the entity's related parties including, when applicable:</p> <ul style="list-style-type: none"> ▶ Non-disclosure by management ▶ Inappropriate authorisation and approval of transactions ▶ Disagreement over disclosures ▶ Non-compliance with laws and regulations ▶ Difficulty in identifying the party that ultimately controls the entity 	Audit results report (April 2022)
Independence	<p>Communication of all significant facts and matters that bear on EY's, and all individuals involved in the audit, objectivity and independence.</p> <p>Communication of key elements of the audit engagement partner's consideration of independence and objectivity such as:</p> <ul style="list-style-type: none"> ▶ The principal threats ▶ Safeguards adopted and their effectiveness ▶ An overall assessment of threats and safeguards ▶ Information about the general policies and process within the firm to maintain objectivity and independence 	Audit planning report (circulated in July 2021) and Audit results report (April 2022)

Appendix C

		 Our Reporting to you
Required communications	 What is reported?	  When and where
	<p>Communications whenever significant judgements are made about threats to objectivity and independence and the appropriateness of safeguards put in place.</p> <p>For public interest entities and listed companies, communication of minimum requirements as detailed in the FRC Revised Ethical Standard 2019:</p> <ul style="list-style-type: none"> ▶ Relationships between EY, the company and senior management, its affiliates and its connected parties ▶ Services provided by EY that may reasonably bear on the auditors' objectivity and independence ▶ Related safeguards ▶ Fees charged by EY analysed into appropriate categories such as statutory audit fees, tax advisory fees, other non-audit service fees ▶ A statement of compliance with the Ethical Standard, including any non-EY firms or external experts used in the audit ▶ Details of any inconsistencies between the Ethical Standard and Group's policy for the provision of non-audit services, and any apparent breach of that policy ▶ Where EY has determined it is appropriate to apply more restrictive rules than permitted under the Ethical Standard ▶ The Audit Committee should also be provided an opportunity to discuss matters affecting auditor independence 	
External confirmations	<ul style="list-style-type: none"> ▶ Management's refusal for us to request confirmations ▶ Inability to obtain relevant and reliable audit evidence from other procedures. 	Audit results report (April 2022)
Consideration of laws and regulations	<ul style="list-style-type: none"> ▶ Subject to compliance with applicable regulations, matters involving identified or suspected non-compliance with laws and regulations, other than those which are clearly inconsequential and the implications thereof. Instances of suspected non-compliance may also include those that are brought to our attention that are expected to occur imminently or for which there is reason to believe that they may occur ▶ Enquiry of the Audit Committee into possible instances of non-compliance with laws and regulations that may have a material effect on the financial statements and that the committee may be aware of 	Audit results report (April 2022)

Appendix C

		Our Reporting to you
Required communications	What is reported?	When and where
Significant deficiencies in internal controls identified during the audit	<ul style="list-style-type: none"> ▶ Significant deficiencies in internal controls identified during the audit. 	Audit results report (April 2022)
Group Audits	<ul style="list-style-type: none"> ▶ An overview of the type of work to be performed on the financial information of the components ▶ An overview of the nature of the group audit team's planned involvement in the work to be performed by the component auditors on the financial information of significant components ▶ Instances where the group audit team's evaluation of the work of a component auditor gave rise to a concern about the quality of that auditor's work ▶ Any limitations on the group audit, for example, where the group engagement team's access to information may have been restricted ▶ Fraud or suspected fraud involving group management, component management, employees who have significant roles in group-wide controls or others where the fraud resulted in a material misstatement of the group financial statements. 	Audit planning report (circulated in July 2021) and Audit results report (April 2022)
Written representations we are requesting from management and/or those charged with governance	<ul style="list-style-type: none"> ▶ Written representations we are requesting from management and/or those charged with governance 	Audit results report (April 2022)
Material inconsistencies or misstatements of fact identified in other information which management has refused to revise	<ul style="list-style-type: none"> ▶ Material inconsistencies or misstatements of fact identified in other information which management has refused to revise 	Audit results report (April 2022)
Auditors report	<ul style="list-style-type: none"> ▶ Any circumstances identified that affect the form and content of our auditor's report 	Audit results report (April 2022)



Appendix E

Management representation letter

Management Representation Letter

Ernst & Young LLP
 Citygate
 St James' Boulevard
 Newcastle upon Tyne,
 NE1 4JD

This letter of representations is provided in connection with your audit of the consolidated and Council financial statements of Darlington Borough Council ("the Group and Council") for the year ended 31 March 2021. We recognise that obtaining representations from us concerning the information contained in this letter is a significant procedure in enabling you to form an opinion as to whether the consolidated and Council financial statements give a true and fair view of the Group and Council financial position of Darlington Borough Council as of 31 March 2021 and of its financial performance (or operations) and its cash flows for the year then ended in accordance with, for the Group and Council CIPFA LASAAC Code of Practice on Local Authority Accounting in the United Kingdom 2020/21.

We understand that the purpose of your audit of our consolidated and Council financial statements is to express an opinion thereon and that your audit was conducted in accordance with International Standards on Auditing, which involves an examination of the accounting system, internal control and related data to the extent you considered necessary in the circumstances, and is not designed to identify - nor necessarily be expected to disclose - all fraud, shortages, errors and other irregularities, should any exist.

Accordingly, we make the following representations, which are true to the best of our knowledge and belief, having made such inquiries as we considered necessary for the purpose of appropriately informing ourselves:

A. Financial Statements and Financial Records

1. We have fulfilled our responsibilities, under the relevant statutory authorities, for the preparation of the financial statements in accordance with, for the Group and Council the Accounts and Audit Regulations 2015 and CIPFA LASAAC Code of Practice on Local Authority Accounting in the United Kingdom 2020/21.
2. We acknowledge, as members of management of the Group and Council, our responsibility for the fair presentation of the consolidated and Council financial statements. We believe the consolidated and Council financial statements referred to above give a true and fair view of the financial position, financial performance (or results of operations) and cash flows of the Group and Council in accordance with the CIPFA LASAAC Code of Practice on Local Authority Accounting in the United Kingdom 2020/21 and are free of material misstatements, including omissions. We have approved the consolidated and Council financial statements.
3. The significant accounting policies adopted in the preparation of the Group and Council financial statements are appropriately described in the Group and Council financial statements.
4. As members of management of the Group and Council, we believe that the Group and Council have a system of internal controls adequate to enable the preparation of accurate financial statements in accordance with the CIPFA LASAAC Code of Practice on Local Authority Accounting in the United Kingdom 2020/21 for the Group and the CIPFA LASAAC Code of Practice on Local Authority Accounting in the United Kingdom 2020/21 for the Council that are free from material misstatement, whether due to fraud or error. We have disclosed to you any significant changes in our processes, controls, policies and procedures that we have made to address the effects of the COVID-19 pandemic on our system of internal controls.
5. We believe that the effects of any unadjusted audit differences, summarised in the accompanying schedule, accumulated by you during the current audit



Appendix E

Management representation letter

Management Representation Letter

and pertaining to the latest period presented are immaterial, both individually and in the aggregate, to the consolidated and Council financial statements taken as a whole. We have not corrected these differences identified and brought to our attention by the auditor because [specify reasons for not correcting misstatement].

B. Non-compliance with law and regulations, including fraud

1. We acknowledge that we are responsible for determining that the Group and Council's activities are conducted in accordance with laws and regulations and that we are responsible for identifying and addressing any non-compliance with applicable laws and regulations, including fraud.
2. We acknowledge that we are responsible for the design, implementation and maintenance of internal controls to prevent and detect fraud.
3. We have disclosed to you the results of our assessment of the risk that the consolidated and Council financial statements may be materially misstated as a result of fraud.
4. We have no knowledge of any identified or suspected non-compliance with laws or regulations, including fraud that may have affected the Group or Council (regardless of the source or form and including without limitation, any allegations by "whistleblowers"), including non-compliance matters:
 - ▶ involving financial statements;
 - ▶ related to laws and regulations that have a direct effect on the determination of material amounts and disclosures in the consolidated or Council's financial statements;
 - ▶ related to laws and regulations that have an indirect effect on amounts and disclosures in the financial statements, but compliance with which may be fundamental to the operations of the Group or Council's activities, its ability to continue to operate, or to avoid material penalties;

- ▶ involving management, or employees who have significant roles in internal controls, or others; or
- ▶ in relation to any allegations of fraud, suspected fraud or other non-compliance with laws and regulations communicated by employees, former employees, analysts, regulators or others.

C. Information Provided and Completeness of Information and Transactions

1. We have provided you with:
 - ▶ Access to all information of which we are aware that is relevant to the preparation of the financial statements such as records, documentation and other matters;
 - ▶ Additional information that you have requested from us for the purpose of the audit; and
 - ▶ Unrestricted access to persons within the entity from whom you determined it necessary to obtain audit evidence.
2. All material transactions have been recorded in the accounting records and all material transactions, events and conditions are reflected in the consolidated and Council financial statements, including those related to the COVID-19 pandemic.
3. We have made available to you all minutes of the meetings of the Group and Council committees, including the Economy and Resources Scrutiny Committee and the Audit Committee (or summaries of actions of recent meetings for which minutes have not yet been prepared) held through the year to the most recent meeting on the following date: [list date]

Management representation letter

Management Representation Letter

4. We confirm the completeness of information provided regarding the identification of related parties. We have disclosed to you the identity of the Group and Council's related parties and all related party relationships and transactions of which we are aware, including sales, purchases, loans, transfers of assets, liabilities and services, leasing arrangements, guarantees, non-monetary transactions and transactions for no consideration for the year ended, as well as related balances due to or from such parties at the year end. These transactions have been appropriately accounted for and disclosed in the consolidated and Council financial statements.

5. We believe that the methods, significant assumptions and the data we used in making accounting estimates and related disclosures are appropriate and consistently applied to achieve recognition, measurement and disclosure that is in accordance with the CIPFA LASAAC Code of Practice on Local Authority Accounting in the United Kingdom 2020/21.

6. We have disclosed to you, and the Group and Council has complied with, all aspects of contractual agreements that could have a material effect on the consolidated and Council financial statements in the event of non-compliance, including all covenants, conditions or other requirements of all outstanding debt.

7. From the date of our last management representation letter 18 November 2020 through the date of this letter we have disclosed to you any unauthorized access to our information technology systems that either occurred or to the best of our knowledge is reasonably likely to have occurred based on our investigation, including of reports submitted to us by third parties (including regulatory agencies, law enforcement agencies and security consultants), to the extent that such unauthorized access to our information technology systems is reasonably likely to have a material impact to the financial statements, in each case or in the aggregate.

D. Liabilities and Contingencies

1. All liabilities and contingencies, including those associated with guarantees, whether written or oral, have been disclosed to you and are appropriately reflected in the consolidated and council financial statements.

2. We have informed you of all outstanding and possible litigation and claims, whether or not they have been discussed with legal counsel.

3. We have recorded and/or disclosed, as appropriate, all liabilities related to litigation and claims, both actual and contingent, and have disclosed in Note 45 to the consolidated and Council financial statements all guarantees that we have given to third parties.

E. Going Concern

1. Note 41a) to the consolidated and parent entity financial statements discloses all the matters of which we are aware that are relevant to the Group and Council's ability to continue as a going concern, including significant conditions and events, our plans for future action, and the feasibility of those plans.

F. Subsequent Events

1. There have been no events, including events related to the COVID-19 pandemic, subsequent to year end which require adjustment of or disclosure

Management representation letter

Management Representation Letter

in the consolidated and Council financial statements or notes thereto.

G. Group audits

1. Necessary adjustments have been made to eliminate all material intra-group transactions amongst Council, subsidiary undertakings and associated undertakings.

H. Other information

1. We acknowledge our responsibility for the preparation of the other information. The other information comprises the Accounts for the year 2020/21.
2. We confirm that the content contained within the other information is consistent with the financial statements.

I. Ownership of Assets

1. The Group and Council has satisfactory title to all assets appearing in the balance sheets, and there are no liens or encumbrances on the Group and Council's assets, nor has any asset been pledged as collateral. All assets to which the Group and Council has satisfactory title appear in the balance sheet(s).
2. All agreements and options to buy back assets previously sold have been properly recorded and adequately disclosed in the consolidated and Council financial statements.
3. We have no plans to abandon lines of product or other plans or intentions that will result in any excess or obsolete inventory, and no inventory is stated at an amount in excess of net realisable value.

4. There are no formal or informal compensating balance arrangements with any of our cash and investment accounts.

J Reserves

1. We have properly recorded or disclosed in the consolidated and Council financial statements the useable and unusable reserves.

K. Contingent Liabilities

1. We are unaware of any violations or possible violations of laws or regulations the effects of which should be considered for disclosure in the consolidated and Council financial statements or as the basis of recording a contingent loss (other than those disclosed or accrued in the consolidated and Council financial statements).
2. We are unaware of any known or probable instances of non-compliance with the requirements of regulatory or governmental authorities, including their financial reporting requirements, and there have been no communications from regulatory agencies or government representatives concerning investigations or allegations of non-compliance, except as follows:
(1) Matters of routine, normal, recurring nature (e.g., examinations by bank and insurance examiners, examinations by taxing authorities), none of which involves any allegations of noncompliance with laws or regulations that should be considered for disclosure in the consolidated and Council financial statements or as a basis for recording a loss contingency.

L. Use of the Work of a Specialist

1. We agree with the findings of the specialists that we engaged to evaluate the valuation of land, buildings and investment properties and IAS19 pension liabilities have adequately considered the

Management representation letter

Management Representation Letter

qualifications of the specialists in determining the amounts and disclosures included in the consolidated and Council financial statements and the underlying accounting records. We did not give or cause any instructions to be given to the specialists with respect to the values or amounts derived in an attempt to bias their work, and we are not otherwise aware of any matters that have had an effect on the independence or objectivity of the specialists.

M Estimates

Valuation of Land, Buildings and Investment Properties Estimate

1. We confirm that the significant judgments made in making the valuation of land, buildings and investment properties estimate have taken into account all relevant information and the effects of the COVID-19 pandemic of which we are aware.
2. We believe that the selection or application of the methods, assumptions and data used by us have been consistently and appropriately applied or used in making the valuation of land, buildings and investment properties estimate.
3. We confirm that the significant assumptions used in making the valuation of Land, buildings and investment properties estimate appropriately reflect our intent and ability to provide an accurate valuation of the Group and Council's land, buildings and investment properties on behalf of the entity.
4. We confirm that the disclosures made in the consolidated and parent entity financial statements with respect to the accounting estimates, including those describing estimation uncertainty and the effects of the COVID-19 pandemic, are complete and are reasonable in the context of CIPFA LASAAC Code of Practice on Local Authority Accounting in the United Kingdom 2020/21.
5. We confirm that appropriate specialized skills or expertise has been applied in making the valuation of land, buildings and investment properties.

IAS 19 Pensions Liability Estimate

6. We confirm that the significant judgments made in making the IAS 19 pensions liability estimate have taken into account all relevant information and the effects of the COVID-19 pandemic of which we are aware.
7. We believe that the selection or application of the methods, assumptions and data used by us have been consistently and appropriately applied or used in making the IAS 19 Pensions Liability estimate.
8. We confirm that the significant assumptions used in making the IAS 19 pensions liability estimate appropriately reflect our intent and ability to provide an accurate valuation of the Group and Council's pensions liability.
9. We confirm that the disclosures made in the consolidated and parent entity financial statements with respect to the accounting estimates, including those describing estimation uncertainty and the effects of the COVID-19 pandemic, are complete and are reasonable in the context of CIPFA LASAAC Code of Practice on Local Authority Accounting in the United Kingdom 2020/21.
10. We confirm that appropriate specialized skills or expertise has been applied in making the IAS 19 pensions liability.



Appendix E

Management representation letter

Management Representation Letter

11. We confirm that no adjustments are required to the accounting estimates and disclosures in the consolidated and parent entity financial statements, including due to the COVID-19 pandemic.

N. Retirement benefits

1. On the basis of the process established by us and having made appropriate enquiries, we are satisfied that the actuarial assumptions underlying the scheme liabilities are consistent with our knowledge of the business. All significant retirement benefits and all settlements and curtailments have been identified and properly accounted for.

Yours faithfully,

(Group Director of Operations)

(Chair of the Audit Committee)

About EY

EY is a global leader in assurance, tax, transaction and advisory services. The insights and quality services we deliver help build trust and confidence in the capital markets and in economies the world over. We develop outstanding leaders who team to deliver on our promises to all of our stakeholders. In so doing, we play a critical role in building a better working world for our people, for our clients and for our communities.

EY refers to the global organization, and may refer to one or more, of the member firms of Ernst & Young Global Limited, each of which is a separate legal entity. Ernst & Young Global Limited, a UK company limited by guarantee, does not provide services to clients. For more information about our organization, please visit ey.com.

© 2017 EYGM Limited.
All Rights Reserved.

ED None

This material has been prepared for general informational purposes only and is not intended to be relied upon as accounting, tax, or other professional advice. Please refer to your advisors for specific advice.

ey.com